

In Australia, PO Box 924, Beenleigh, Qld 4207
Call 1800 738 383, visit www.resene.com.au
or email advice@resene.com.au

Resene
the paint the professionals use

In New Zealand, PO Box 38242, Lower Hutt 5045
Call 0800 RESENE (737 363), visit www.resene.co.nz
or email advice@resene.co.nz



up river

The Riverhead had been the focal point for the community for over a century but with 15 years of neglect it was sliding into decay. The paint was falling off its rotten weatherboards, alterations had been made on top of previous alterations, the roof was rusted and leaking, the carpark was a dust bowl, the dock had finally been removed after sinking into the muddy banks of the river and the sewage system stank.

The Riverhead was originally built in 1876 for Thomas and Eliza Deacon on the upper reaches of the Waitemata Harbour where the sea meets the Rangitopuni Stream. Its wharf was the interface for the pioneer who would travel by steamer to Riverhead, stay the night, get refreshed, eat, sleep and carry on the next morning by coach to Helensville to meet the steamer to travel onto Northland via the Kaipara Harbour, following the same route Maori used for centuries.

With a wealth of history, great care was taken in the refurbishment to retain the special character so unique to The Riverhead. In doing so they looked for what was special in and around the building and its history and used that for their branding, bar names, colour schemes and theming.

For the first few months it was a demolition site. Everything had to be reinstated or replaced.

The original smoke stained ceiling timbers were found complete with the builder's marks. The Auckland Council regulations required they be replaced with plasterboard. The plasterboard

alone would have looked extremely modern but with some innovative thinking, the timbers were removed one by one and reinstated over the newly lined ceilings. The same boards were used for emphasis around the front of The Landing Restaurant Bar.

The juxtaposition between old and new is compelling. It is visually fresh, but with the character of the old. The colours are inviting and cosy in winter, but fresh and relaxing in summer. The fireplace is a focal point in winter and the outside decks overlooking the upper reaches of the Waitemata are a huge draw card.

The exterior weatherboards are finished in **Resene Double White Pointer** (beige neutral) with entrance doors in **Resene Livewire** (deep ruby red), **Resene Chicago** (masculine grey), complemented by grey back walls in **Resene Trojan** (staunch grey), and **Resene Alabaster** (blackened white).

Inside the palette is warm and inviting with **Resene Mondo** (complex grey green) on the Portage Bar walls, **Resene Quarter Mondo** (leathery neutral) on the ceiling and entrance, a feature wall of **Resene Fire** (brick orange) and windowsills and top scotia in **Resene Half Caraway** (cream off-white). Toilet areas feature **Resene Rhino** (smoky grey blue), **Resene Half Caraway** and an entrance area in **Resene Mai Tai** (red gold amber). The kitchen and office each host a **Resene Fire** feature wall complemented



by **Resene Alabaster** in the kitchen and the warmer **Resene Half Spanish White** (complex neutral) in the office.

The colour palette becomes more sumptuous in The Landing restaurant with **Resene Aubergine** (deep wine red) in the Back Bar, **Resene Magma** (red gold metallic) on the ornate anaglypta wallpaper featured behind the antique wall unit, **Resene Jandal** (yellow brown) in the library, **Resene Fire** as a feature behind the stone fireplace, **Resene Highball** (mid olive yellow) leading to the outside decks with the pillars and a low ceiling finished in **Resene Rum** (purple grey).

Today patrons arrive by land or sea, with ferries being hosted at the dock while passengers are treated to a gastro pub food menu. Every aspect of The Riverhead has needed attention and the work is still on-going with plans to finish the carpark development to complete the transformation.



womanly welcome



Architectural Specifier and Colour Selection:
Christy Ormand, Spaceworks, www.spaceworks.co.nz
Photographer: Grant Southam, Campbell Photography



As experts in selling lingerie and swimwear, Avokado knew it was critical to provide a warm, welcoming and intimate environment that their customers would feel comfortable shopping in.

Focused on infusing that atmosphere into the 135 square metre fitout, the soft neutral tones of **Resene Bianca** (cream off-white) and **Resene Half Drought** (dusty taupe) were employed on the walls of the main retail area. These colours complement the retail display finishes and create warmth in the area, while being soft enough to allow the product to take centre stage within the space.

Having a high ceiling, **Resene Quarter Mondo** (leathery neutral) was applied to the existing concrete ceiling to lower the visual impression of the ceiling height, creating a more intimate retail environment, and to recede this element of the ceiling into the background; drawing the attention of the eye to the lighter and brighter central suspended ceilings. These ceilings utilise wallpaper and custom made pendant lighting to add aesthetic appeal with a touch of femininity to the space.

The use of the **Resene Mondo** colour family is continued on the flooring, where contrasting **Resene Half Mondo** (lizard brown) and **Resene Half Drought** stripes are painted using **Resene Uracryl** onto the existing concrete floor. The striped

flooring corresponds with the ceiling features above and is a focal point of the design; leading the customer into the store, drawing them down towards the change rooms.

The upholstered bulkhead was designed as a unique feature to divide the length of the store into more intimate retailing zones, as well as delineate the location of the sales counter.

Providing a great change room experience was essential, as a large component of the sales process is conducted within this space. Soft atmospheric lighting alongside a selection of rich colours, wallpapers, fabrics and furnishings creates a diverse and intimate change room experience in an environment where harsh finishes and bright lights would not be forgiving on exposed bodies.

Here, no change room is identical, with each wallpaper and paint colour chosen to complement the corporate colour and for their rich saturation of colour. With hues like **Resene Bismark** (greyed blue), **Resene Hillary** (green toned beige), **Resene Inside Back** (greyed green), **Resene Mulberry** (silky blue red), **Resene Passion** (deep grape), **Resene Rose Bud Cherry** (red violet) and **Resene Toledo** (sulphur red) the palette is warm and comfortably dusty and soothing.

nature's gift

Established in 2004 and with over two decades of floral experience, the Flower Room is known about town as the place to get the right flower for every occasion. Located in Victoria Ave in Wanganui, a recent repaint provided the ideal opportunity to dress the shop in head to toe with colours that complement branding from their business cards and signage.

Outside **Resene Lumbersider** low sheen waterborne paint tinted to **Resene Lipstick** (fuchsia pink) and **Resene Spring Green** (mid toned green) makes quite a statement. The stripes continue inside onto the wall behind the counter, complemented by fresh greens of **Resene Oxley** (mid toned green) on walls, **Resene Green Pea** (chlorophyll green) on ceilings and flower boxes and trim in **Resene Lustacryl** semi-gloss waterborne enamel tinted to **Resene Spring Green**. As you'd expect the finishes selected were Environmental Choice approved ensuring the shop still smells of lovely floral scents and not unwanted solventborne paint odours.

Walk into the shop and you feel like you've stepped into the pages of a nature book with the green providing a fitting backdrop to the bevy of beautifully coloured buds to choose from.

Owner: Tracey Lethbridge
Painting Contractor: Edmonds Painting
Resene: Rebecca Potts, Wanganui ColorShop Manager;
Neville Rowan, Trade Sales Representative





wooden legacy



Architectural Specifier: Simon Hardy, Studio of Pacific Architecture
 Building Contractor: Haack Construction
 Painting Contractor: Hutchison & Price
 Resene: Bryan Newman, Trade Sales Representative

Hailed the finest survivor of its line by the Rail Heritage Trust, the Blenheim Railway Station is a wooden ornate railway station building designed by George Troup, the architect of many other railway buildings around the country. It was built in the early 1900s as part of a series of vintage stations built from 1900-1908 and was sited right next to the road until in the year 2000 the main truck rail line moved to its present position and the station was relocated to its present site.

As the years have passed the building condition had continued to fall and with the risk of earthquakes becoming a more pressing concern with the

Canterbury earthquakes, the station has undergone extensive strengthening and a full repaint inside and out. The interior is now repainted in Environmental Choice approved Resene SpaceCote Low Sheen and Resene Lustacryl semi-gloss waterborne enamel.

Outside the colour palette reflects age appropriate colours, in keeping with the building's Historic Places Trust protection. Walls are finished in Resene Sonyx 101 semi-gloss waterborne tinted to Resene Double Delta (grey oxide), trim in Resene Concrete (frosted grey) with striking red Resene Nelson Red (colonial red) on doors.

Resene Uracryl 402 is used on the steelwork for a durable protective finish and Resene Lustacryl semi-gloss waterborne enamel on woodwork. The semi-gloss finish of Resene Sonyx 101 and Resene Lustacryl are more sympathetic to the age of the building and substrate than higher gloss finishes would be, but are easier to keep clean than lower sheen finishes, making them an excellent choice for older buildings.

Now restored back to her former glory and tougher than ever, this station waits for a new business to jump on board and fill its walls.



outside the square

Stuck trying to get the right look for a floor, an unusual system of Resene Concrete Stain to colour the Villaboard flooring followed by Resene Kristal Polyurethane was applied. Not the most conventional coating solution but an out of the box idea that achieves the desired effect and finish.

Architectural Specifier: Aonui Architecture
 Resene: Craig Ell, Architectural Services Representative



high reach

Once the Blenheim Post Office, but now known as Rangitane House, this towering building in central Blenheim was deceptively tricky to repaint, which perhaps explains why its last paint job was nearly two decades ago. Not only was scaffolding needed outside the building, but it was continued through the interior to the ground floor to minimise the impact of the scaffolding weight on the lower roof. A mammoth 31 tonnes of scaffolding, or over 6000 metres worth, surrounded the project at the height of the project.

Over 1000 litres of paint were applied onto the project by painters working around the clock over a period of months. The roof was finished in copious litres of Resene Summit Roof Metallic

tinted to Resene Cathedral (brown grey) using airless spray. All the louvre shutters were painted with Resene Enamacryl Metallic tinted to Resene Blast Grey 2 (charcoal metallic) and Resene Silver Aluminium (silver metallic) topcoated with Resene Uracryl GraffitiShield for maximum protection. The exterior was completed with steelwork brush finished in Resene Uracryl 403 tinted to Resene Dune (dark green) and steel frame windows finished in Resene Super Gloss Black.

Now with the scaffolding dismantled and onto its next job, the metallic hues add a new modern dimension to the building.

Building Contractor: Mark Watson, Robinson Construction
 Painting Contractor: Construction Coatings
 Resene: Bryan Newman, Trade Sales Representative



star school

The first 5 Green Star designed and built school, Hingaia Peninsula School in Karaka, Auckland, was destined to be the centre of much attention, as much for its sustainability focus as for its innovative new layout.

The new school caters to students from year 0-8. Rather than the traditional classroom layout with one teacher per classroom, Hingaia Peninsula School is comprised of two large learning studios each with a trio of teachers. Each studio is designed as a multi-purpose space with nooks to nurture and encourage different learning styles.

Inside the walls are finished in **Resene Broadwall Surface Prep & Seal** for a Level 5 finish finished in **Resene SpaceCote Low Sheen**, a tough and washable finish ideal

for wear and tear areas. Other plasterboard wall areas are finished in **Resene Zylone Sheen VOC Free**, a low sheen waterborne paint finish without unwanted volatile organic compounds. To encourage the children to get creative, an expanse of the wall area is also finished in **Resene Write-on Wall Paint** so the children can write all over the wall without worrying about leaving unwanted marks. One of the studio areas is finished with **Resene Digital Green**, creating a purpose built video nook ready for budding directors and actors.

The palette is a mix of bold meets neutral, with the Digital Green wall, doors in **Resene Avalanche** (deep blue) and two custom made blues with neutral walls in **Resene Half Truffle** (beige). **Resene Write-on Wall Paint** is applied over **Resene White**.

Outside the weatherboards and scribes are finished in **Resene Sonyx 101** waterborne semi-gloss complemented by timber fascia and bargeboards in **Resene Lumbersider** waterborne low sheen in a soft palette of **Resene Quarter Truffle** (taupe) and **Resene Alabaster** (blackened white). **Resene Uracryl 403** provides anti-graffiti protection.

Working towards the 5 Green Star standards, not only is the building designed for sustainability with appropriate materials and furniture selection, but the design also helps the school function sustainably day in and day out with recycling options and responsible resource use.

Architectural Specifier: Brewer Davidson
Architecture & Urban Design, www.brewerjordan.co.nz
Building Contractor: NZ Strong Construction Ltd
Resene: Joanne Duggan, Specifier Services Manager;
Justin Grannall, Architectural Services Representative;
Karmen Dumper, Architectural Services Representative



ranch holiday

When you have an original 1960s worker's accommodation building of just 75 square metres as a holiday home in Martinborough, it's not surprising that you end up needing more space to house those on holiday.

The original building was moved onto the site in the late 90s to serve as a weekend get-away. But with the passage of time the clients had become stretched for space so the brief called for an open plan living space, extra sleeping alcove and exterior covered living space all with a 60s atomic ranch aesthetic. The new addition ended up almost doubling the house size to 145 square metres.

The house addition on honed concrete slab, creates a split level living space with breeze block screen separating the new from the raised timber dining area. Many of the features of the original were retained including polished timber floors, a solid rimu kitchen joinery unit and pass-through, and the timber feature windows.

The links between house and outdoor living/garden spaces operate at both floor levels. A mix of new and old materials as well as furnishings from several eras enhances the eclecticism of the outcome. The house now works well for gatherings of the extended family as well as for short and medium term stays.

Colour was an important part of completing the transformation of the small residential unit to a relaxed holiday home. Working with a palette of

natural materials, including concrete floor, concrete block walls, various mid and dark toned timbers, vibrant colours invoke holiday fun and create a strong visual lead into the outside living spaces and garden. Feature timber weatherboards are finished in **Resene Crisp Green** (mid yellow green) and **Resene Rendezvous** (garnet red) with timber window joinery in **Resene Gull Grey** (pastel grey). Inside the palette moves to **Resene Silver Chalice** (pewter grey) and **Resene White** accented by **Resene Funk** (green yellow).

In all, it's a relaxing blend of old and new, just ideal as a break away from normal life.

Architectural Specifier: Peter Beaumont,
BKB Team Architects Ltd, www.bkb-ta.co.nz



before



colour rich gift



A combination of donated paint from Resene and Vectorworks Designer software, enabled interior designer Frances Fraser to realise her vision for her makeover of Wellington's Ronald McDonald House for a colour-infused sanctuary that embraces families of children in need of medical care.

Her inspiration for Ronald McDonald House was an image of sunlight filtering through a canopy of leaves. Using the **Resene Colour Palette Generator** tool on the Resene website, Frances imported photos she had taken of sunlit leaves and flowers – cabbage trees, pohutukawa, flax flowers, puka puka, leucadendron, kowhai and grasses – and extracted their key colours. These she edited until she had a palette that offered enough depth to cover the variety of spaces but still worked as a family of hues and tones.

Close to Wellington Hospital, Ronald McDonald House provides free accommodation and support to out-of-town families who have a child requiring medical treatment. The underpinning ethic is that children cope better and recover better if their families are nearby. With so much to think about, the last thing families need is to be worrying about where they might stay. And colour is important to families when they are seeking a retreat from the hospital - it can be uplifting and restorative, both visually and emotionally.

The four-storey Ronald McDonald House covers 3500 square metres of floor space and includes several lounges, a communal kitchen and dining room, a computer room, gym, theatre, art room, offices and a meeting room as well as two levels of accommodation.


The design considers all the dimensions of the interior spaces, drawing on colour, light, graphics, form and layering to provide a hopeful, contemplative, comforting and all-enveloping ambience. Vectorworks software helped her deliver on this colour challenge and was used for all concept plans, detailing, designing joinery, furniture planning, modelling 3D visuals and perspective drawings incorporating colour.

Resene's full range of colours is embedded in Vectorworks software, Frances's preferred CAD software since she studied for her Graduate Diploma in Design (Spatial). The splitting of the Resene paint colours into ranges made colour selection easy and more accurate combined with importing images of carpets, wallpapers and fabrics into the Vectorworks software to create textures for the designs. With planning for the refit completed, Frances can reflect on a very rewarding and exciting project.

Interior Designer: Francis Fraser, Honour Creative
www.honourcreative.com
 Vectorworks: www.megabits.co.nz
 Resene Colour Palette Generator, www.resene.com/picturepalette



COLOUR PALETTE



fresh start



The White Hart Hotel site in New Plymouth was once home to Bleak House and used as a hospital before being bought in 1867 and converted to a hotel. The new White Hart Hotel was then built on the site in 1886 using an estimated 30,000 metres of timber. As part of the re-development of the iconic 1886 White Hart Hotel and its Heritage Category 1 street façade, a full paint scheme was developed.

The full timber body of the old hotel is painted in an off-white with a green oxide undertone hue, **Resene Merino**, which suggests a patina despite the cleanliness of the white. The white is underlined by an armament grey, serious and earnest, **Resene Stack**, applied on horizontal lines linking all the crafted timber windows and their keystones together.

Touches of unique blue, moody and mysterious Resene Bali Hai are used in the rosettes and squares, large columns and doors at street level, and come to soften this otherwise strict feel.

The paint materials palette is all gloss with **Resene Hi-Glo** waterborne gloss on weatherboards complemented by **Resene Enamacryl** gloss waterborne enamel on trims, joinery and accents. The gloss finish makes the new colour palette and paintwork seem even fresher; a stark contrast to the dirty yellow tones it had been dressed in for decades.

While the Street façade has been fully protected, repaired and refreshed, the inward façade onto the Courtyard is now a contemporary interpretation of the Old Hotel. An original fire egress timber balcony on the upper floor was re-interpreted as a large circulation in raw timber, dressing the new opal white façade with clean slats. The contemporary mill finish aluminium corrugate, the opal polycarbonate and the row sustainable timber screens, complement effortlessly the Heritage façade colour scheme.

Architectural Specifier: Atelierworkshop, www.aterlierworkshop.com
 Building Contractor: Street & Cook Construction Ltd
 Painting Contractor: DR (Jack) Gray Ltd
 Resene Representative: Christine Hawkings, Commercial Colour Representative;
 Yvette Collins, Architectural Services Representative
 Photographer: Russell Kleyn, www.russellkleyn.com

BrushStrokes



flat out

The daily rigours of bathrooms, laundries and kitchens means these areas are prone to bacteria and mould buildup, which is why Resene first launched the **Resene Kitchen & Bathroom** range.

Following popular demand, a new product – **Resene SpaceCote Flat Kitchen & Bathroom** – is being added to the product range to enable you to choose a full suite of products from walls, trim and joinery through to ceilings. Like the rest of the Resene Kitchen & Bathroom range, it's formulated with **anti-bacterial silver** and **MouldDefender**.

Anti-bacterial silver protection is internationally recognised as a safe and healthy method of

deodorising and sanitising surfaces that come in contact with skin, food and water.

Use new **Resene SpaceCote Flat Kitchen & Bathroom** on ceilings complemented by **Resene SpaceCote Low Sheen Kitchen & Bathroom** or **Resene Lustacryl Kitchen & Bathroom** (semi-gloss) on walls and **Resene Lustacryl Kitchen & Bathroom** on trim and joinery.

The full **Resene Kitchen & Bathroom** range is available in white and hundreds of popular Resene colours off white tone from your local Resene ColorShop or Reseller. See Data Sheet D314K for more information on **Resene SpaceCote Flat Kitchen & Bathroom**.

fresh fashion for your walls



Just as clothing collections are launched to give consumers fresh ideas, so too are fashion paint collections. Building on the success of the last **Karen Walker** collection, the partnership between the Karen Walker fashion house and Resene continues with the new Karen Walker collection being launched.

The new collection includes the never been seen before seventh palette, which has been waiting in the wings for its grand entry. The collection includes seven colour stories that, true to the Karen Walker style, play with combining opposites and putting together ideas in surprising ways.

With a tailored blend of favourite hues from the original collections, the new collection includes variations of favourite hues so you can create tonal colour schemes or subtler colour atmospheres. Each palette is presented on its own card so the palettes can be all laid out to be viewed en masse or mixed and mingled to suit.

The **Karen Walker Paints** collection is available from Resene ColorShops, Representatives and selected Resellers, or you can order your free Resene Karen Walker Paints colour chart online from the Resene website, www.resene.com/specifierorder.

Electronic colour files of the new colour range for software programmes such as AutoCAD/Revit, Vectorworks and SketchUp are available from the Resene website, www.resene.com/electroniccolour.

Resene
Wallpaper Collection

dress your walls in style

From classic to contemporary and sophisticated to playful, wallpaper is back. Advances in modern technology mean our choices of colour and design elements are enormous. Patterns are sophisticated, yet they form part of wallpaper system that coordinates colours, textures, even fabrics. In these modern times, wallpaper is all about making a statement – a statement that's no longer reserved for our smallest rooms.

Bold patterns, interesting textures, metallics and paintable papers are popular, but statement walls remain the key trend.

The exclusive **Resene Habitat** collection combines striking statement wallpapers with complementary neutral papers to make it easy to put together a full wallpaper look, or you can complement your favourite wallpaper with your favourite Resene colours for a complete interior look.

View Resene wallpaper at your local Resene ColorShop or in the online Resene wallpaper library, www.resene.com/wallpaper.

dancing in gaps

Not one to sit still, the **GapFiller** project has been bringing colour and life back into dull and dreary spaces opened up by the Christchurch earthquakes. From painted pianos and artworks, to their innovative **Dance-o-Mat**, they have turned their brushes, Resene paint and energy to a whole host of projects. The Dance-o-Mat, open over the warmer months for a whole host of dance events, was certainly one of their most memorable activities providing a superb dance floor for people to dance the night away in the open air.

Complete with coin operated lighting and sound courtesy of a converted washing machine, dancers could bring along their MP3 player/ipod/phone loaded with their own music and start busting their moves.



Organiser: Coralie Winn, www.gapfiller.org.nz



most trusted paint

When the Readers Digest announced its Most Trusted Brands survey results, Resene was proud to be named Most Trusted Paint. We work hard to ensure we provide world class quality products, colours and services that you can rely on. Thanks for your ongoing feedback that helps us to continually improve.

Resene
Total Colour
 System

When it comes to colour, paint is all about fashion. Colours come and go with changing trends. Flexibility in colours, colour tools and colour scheme development is paramount.

The Resene Total Colour System offers this flexibility through a wide range of colour services, from colour tools such as colour charts and drawdowns through to special colour matches and complete colour scheme development by specialised staff to help with the colour decision making process. Sophisticated tinting technology enables Resene to produce durable colour options that remain true to colour long after they have been applied.

Interlinked systems for decorative and high performance coatings allow you to achieve the same spectrum of colours in a wide variety of products. Because we regularly upgrade the Resene Total Colour System, it can be difficult to keep abreast of the repertoire of colours and colour tools available to you. This brief insight into the Resene Total Colour System demonstrates how quickly colours and colour specifying is changing, embracing new virtual painting technologies and an increasing range of sampling options.



handy testpots

Small 55ml pot samples of individual colours – a handy way to confirm your colour choices. 80ml testpots are also available for the Resene Waterborne Woodsman range.



virtual painting

'See' the finish before the painting has even started with Resene's virtual painting software, available free from www.resene.com/ezypaint. Virtually paint pre-selected images from our image gallery or your own images using Resene EzyPaint, or let us do the work for you. Using Resene RenderRite, our computerised rendering service, we can develop a colour scheme using a photograph of the current building and show you what the building will look like after your colour scheme has been applied.



colour charts

Thousands of colours showcased on a wide variety of colour charts. From The Range collections of the latest fashion colours through to the special effects finishes of the Resene Metallics and special effects chart, there is something to suit all projects and all tastes. Colour charts are available from Resene ColorShops, Resellers or can be ordered online from the Resene website.




samples

Samples of a range of Resene products from decorative topcoats to specialist steel coatings can be viewed in our Architectural Sample Box and Resene Woodsman sample box - 'hands on' resources to supplement our product manuals. Contact your Resene representative to view.

virtual colour

For those who prefer to create their own electronic renders using architectural software, Resene colours are available in AutoCAD/Revit colour files, ArchiCAD files, SketchUp files, Vectorworks software files, Spirit files, preloaded into selected architectural software files, or you can download jpeg image files or RGB values from the Resene website.

Explore a world of colour online with the Resene online colour library, www.resene.com/colour and wallpaper library, www.resene.com/wallpaper. Search for your favourites using



a wide variety of search options, then download or print if desired. View reflectance values, tone information and complementary colours. Or if you have a colour in mind and wish to find the nearest Resene colour options, try out Resene Find-A-Colour, www.resene.com/findacolour, click on a colour and the closest Resene colour options will be displayed for you.

mobile colour




Resene's ColourMatch application gives you instant access to thousands of Resene colours enabling you to colour match from any image taken on your iPhone. Or use the colour spectrum to select a colour and find the nearest Resene paint colour. Once you've matched your colour to a Resene colour, use Resene ColourMatch to find complementary colours simply by touching the screen, save your favourites and share with others by email. Visit www.resene.com/colourmatch for more information and a direct link to the App StoreSM to download free Resene ColourMatch.

Or try the Resene iSwatch, which enables you to view Resene paint, wallpaper and curtains on your mobile phone, iPhone or iPod Touch. The Resene iSwatch includes: Resene iFandek on your mobile phone, iPhone or iPod Touch. The Resene iSwatch includes: Resene iFandek with thousands of paint swatches, Resene iWallpaper with thousands of wallpaper swatches and Resene iCurtain with swatches of the Resene Curtain Collection. Designed to be a quick reference library to Resene swatches, it can be easily installed from virtually anywhere within 60 seconds. There are two options to choose from – the 'live' version designed to work on a wide range of mobile devices that accesses information on the fly from an online database or the app version that is stored on your phone but is updated less frequently. Get download instructions or a link to the App StoreSM from www.resene.com/iswatch.

drawdowns

Direct order service for A4 screenprinted colour to aid your critical evaluation of colours. Drawdowns are delivered direct to your letterbox. Folders of Resene drawdowns are also available for viewing at Resene ColorShops and Resellers.



adhesive colour chips

10cm x 6cm adhesive colour chips screenprinted in Resene colours are available for direct adhesion to your sample board or specification.



testpatches

Try out your colour without having to lift a paintbrush. A Resene Testpatch is just like a Resene Testpot, except the painting is done for you. Peel off the back of the Resene Testpatch, attach it to the area you plan to paint and view it at different times of the day and night to check your colour concept works under different lighting. Then peel it off and attach it onto other parts of the painting project.



colour helper

Need to match an existing colour, fabric or swatch and you're not sure which Resene colour might be closest? Or perhaps you have a colour sample and you're happy to take a similar Resene colour, but you're not sure which colour to choose? The Resene ColourHelper has been designed to provide you with some quick suggestions. Simply take the Resene ColourHelper, push it down to 'read' the target colour and it will let you know three Resene colours closest to the colour you have measured. It can also suggest complementary colour options, tell you the difference between two colours so you can see how similar, or different, they are and suggest other colour options. Available for use at Resene ColorShops and Resellers. See www.resene.com/colourhelper for more information.



colour palette generator

Turn your images into Resene colour palettes quickly and easily with the online Resene Colour Palette Generator, www.resene.com/picturepalette. The Resene Colour Palette Generator will create a Resene colour palette based on the most common colours that occur in the image and tell you what proportion (%) of the palette they are to help give you an idea of the colour balance. Once done you can click on the colours for more information, download swatches and save, email or share your colour palette.



colour matching

Resene can match special colours using the Resene Total Colour System. Our Colour Laboratories use the latest technology to match colours to your specifications, making this the ideal way to ensure that the colour you get is the colour you want.



colour match pencils

Over 100 Faber Castell Pencils supplied complete with an extensive list of formulations enabling you to match every Resene colour using different pencil combinations. The Colour Match system can be purchased through Resene representatives. Formulation lists are updated following the launch of new colour ranges and can be downloaded from the online Resene colour library, www.resene.com/colourlibrary.



colour assistance

Even with all this choice of colour and colour tools, sometimes you still need assistance. Resene can provide colour assistance to help you develop your customised colours and colour schemes.




Resene. Licensed products since 1996



the paint the professionals use



sustainable
 BUSINESS NETWORK



Incorrect mailing: If you are receiving multiple mailings or you would like us to change your mailing details, please call: In Australia phone 1800 738 383, in New Zealand phone 0800 RESENE (737 363) or email update@resene.co.nz.