

In Australia, PO Box 785, Ashmore City, Queensland 4214
Call 1800 738 383, visit www.resene.com.au
or email advice@resene.com.au

Resene
the paint the professionals use

In New Zealand, PO Box 38242, Lower Hutt 5045
Call 0800 RESENE (737 363), visit www.resene.co.nz
or email advice@resene.co.nz

church for community



St Andrew's on The Terrace has a history dating back to the arrival of the first European settler ships in 1840. It moved from its original location of Lambton Quay to the present site in 1878 likely due to the growing demand and increasing property value of waterfront land.

St Andrews has occupied several buildings since the parish began in 1840. The current church building is registered as Category 1 on the New Zealand Historic Places Register. Originally built in 1923, it is the second church to occupy this space. The church building is notable for architectural, historical and cultural reasons. Built in a striking neo-baroque style, it is unique to Wellington and rare even on an international scale.

With such uniqueness, comes the need to maintain the building for the future. As a result an extensive project of structural refurbishment has been undertaken. All original detailing has been carefully retained. The exterior is finished

in a custom colour 'Praise' complemented by Resene Half Spanish White (complex neutral) on windows and frames and Resene Persian Red (antique red) on exterior doors.

The interior was also refurbished. The existing substrate was in poor condition with original horse hair plasterwork. There was historical water damage and the church required industrial drying. Surfaces were prepared with Resene Sureseal to bind the flaky plaster and provide a suitable surface for topcoating in Environmental Choice approved Resene SpaceCote Low Sheen on walls and ceilings, and Resene Lustacryl semi-gloss waterborne enamel on trim and joinery. All panelling was painstakingly brushed to retain the original detailing.

The colour palette is deliberately made up of warm hues to brighten the church and provide a welcoming environment. Walls feature Resene Splash (ochre yellow) complemented

by columns and detailing in Resene Pearl Lusta (classic cream), window sashes and frames in Resene Alabaster (blackened white) and ceiling panels in Resene Oxygen (soft grey blue).

The church is very open to the community. Serving as both a church and a venue for musical performances and public events such as the Fringe Festival launch, it is considered to have the best acoustics of any Wellington performance space of its type. Offering public events encourages wider community involvement and allows people who might not normally attend church services to experience the church and its services in all its new splendour... with the hope that they might just return to enjoy the wider church experience.

Architect: John Rowe and Benjamin Keegan, Opus Architecture, www.opusarch.co.nz
Building Contractor: Ebert Construction, www.constructiongroup.co.nz
Painting Contractor: Denis Laws, Integrated Painting & Coatings Ltd
Structural Engineer: Jon Hill, Opus International Consultants Ltd
Resene: Deane Foyné, Resene Trade Representative; Darren Morgan, Wellington Branch Manager



number work

Accountants' offices are dull and boring – right? Well not this one.

The commercial fitout for accountancy firm Grant Thornton has well and truly banished any inkling of dull and boring with a striking feature wall that extends from the reception area through the client waiting area, down the stairs and into the office area.

In all, it covers 30 metres in length and is comprised of plywood panels each finished in **Resene Waterborne Colorwood** and artist paints. By varying the palette of wood stain colours used and accenting with bold coloured painted numerals, the wall feature is an instantly warm and inviting introduction to the practical business of accounting.

Designer: Paul Leuschke, LeuschkeKahn, www.leuschkekahn.co.nz
Painting Contractor: Richard Adams, www.richardadams.co.nz



green bank

A recent winner at the New Zealand Architecture Awards, sponsored by Resene, the Ironbank building exterior has often featured in architectural publications for its striking finish. Its practical interior finish has been less in the limelight.

Ironbank is made up of five separate towers, each interconnected by footbridges and a central lift core, located around a central plaza link. Retail occupies the ground floor with offices on the higher levels. A basement car stacker system was excavated below plaza level to provide much needed parking space in a busy part of town.

An early innovation in 'green' building when it was first designed in 2006, the Green Star rating system was not available, so it had to wait to be built before being awarded 5 Green Star: Office Built V1.

Resene paints were specified throughout the building, with interior paperbased plasterboard walls painted in durable **Resene SpaceCote Low Sheen** waterborne enamel tinted to **Resene Black White** (grey white) complemented by Brewster 32817, a paintable wallcovering from Resene on service areas and kitchen pods for visual interest. To complete the paint specification, exterior titan board under the metal rain screens is finished in Environmental Choice approved **Resene Lumbersider** tinted to **Resene Tuna** (resolute grey).

Winner of a Commercial Architecture Award, a Sustainable Architecture Award and most notably the New Zealand Architecture Medal, the highest architectural honour in New Zealand, Ironbank has truly earned the respect of its peers.

Building Contractor: Macreddie Commercial Construction Ltd
Developer: Samson Corporation Ltd
Design: RTA Studio
Painting Contractor: Target Painters
Resene: Rob Mountford, Central Auckland Branch Manager



looking good

The recent upgrade of the Crossing Foodcourt in Christchurch focused on improved seating, lighting and flooring. However with every foodcourt comes the inevitable need for toilets. Unfortunately the existing toilets were unwelcoming and susceptible to vandalism detracting from the rest of the foodcourt experience.

Keen to make the area more vibrant and welcoming and thinking beyond just a quick and basic recolour, no detail was overlooked. The toilet area entry doors were removed for a more hygienic 'hands free' experience, then combined with all new fixtures and fittings and splashes of Resene colour in **Resene Catalyst** (carotene orange) and **Resene Lucky Break** (verdant green) on the glass entry walls and glass splashbacks. The colours were also repeated to highlight signage and match the new furniture in the foodcourt seating area. The bold hues are set off against the soft **Resene Double Surrender** (blue grey) in Environmental Choice approved **Resene Enamacryl** gloss waterborne enamel.

A vast improvement on the old, the upgraded facilities have been very warmly welcomed.

Designer: Redesign Interior Architecture Ltd, www.redesign.co.nz
Resene: Henrietta Hiatt, Christchurch Architectural Representative



A+ for D

North Shore based Westlake Girls High School opened in 1958 as a co-ed institution, before being separated in 1962 into a single sex girls' school, with the boys' school moving up the road. Today over 2000 girls are enrolled at Westlake making it one of the largest single sex schools in the country.



Recent years has seen the high school surrounded by building activity, with the Northern busway flanking the longest side of the school grounds and the cows once grazing in Smales Farm replaced by a new business hub.

Increasing school rolls and demands on scarce land, has necessitated new building work and more recently the refurbishment of the well worn D block.

Exterior cement panels are finished in custom coloured Environmental Choice approved **Resene Sonyx 101** waterborne semi-gloss complemented by **Resene Super Gloss** tinted to **Resene Titania** (grey off white).

Inside the walls are covered in the softly toned **Resene Quarter Surrender** (cool silver grey) in Environmental Choice approved **Resene Zylone Sheen** waterborne low sheen and ceilings in **Resene Ceiling Paint** tinted to **Resene Alabaster** (blackened white). The natural beauty of the timber panels has been enhanced with Resene semi-gloss polyurethane. And as a contrast to the neutral palette, doors and frames are striking in **Resene Nero** (blue black).

With the block complete to A grade standard, it's back to the books for students.

Architect: Matthew Adams, Adams De La Mare, www.adamsdelamare.co.nz

Building Contractor: Alliance Construction www.allianceconstruction.co.nz

Painting Contractor: Sean Taylor, Taylor Painting Services
Resene: Bryce McDermott, West Auckland Branch Manager



right on track

With falling construction costs in the 1930s, 1933 saw the start of construction on the Wellington railway station. Today the neo-Classical architecture is an often photographed Wellington landmark.

The opening of the building in 1937 also brought with it a social hall for staff use. The two storey brick building formerly housing the social hall for NZ Railways is now making way to boutique office space spanning an area of 660 square metres.

The refurbishment colour palette focused on traditional colours to match the original colourways, with **Resene SpaceCote Low Sheen** tinted to **Resene Black White** (grey white) providing a contemporary finish befitting modern office space on the inside.

The aggressive marine environment necessitated extra care be taken to provide a long life protective coating system on steelwork and windows. To achieve the level of finish required, all steel windows were removed from the building and sent offsite for sandblasting and application of a full coating system in a controlled environment before reinstallation. The steel windows were zinc arc sprayed with a **Resene Armourcote** and **Resene Uracryl** system.

With the Wellington railway system enabling efficient commuter travel in and out of the city, the new office tenants reap the benefits of modern freshly refurbished office space with transport at their doorstep.

Architect: ccmarchitects www.ccm.co.nz

Building Contractor: Sparrow Construction

Painting Contractor: Wellington Paint Co

Project Director: John Rodgers

Resene: Craig Ell, Wellington Architectural Services Representative



black meets white

When Bruce McCausland decided he wanted a new uber-fresh look for his apartment at 'The Republic' in East Sydney, he combined the best of London and Sydney design with Lick Colour's flair.

A custom-designed textured paint finish adorns the animated curved wall that runs the entire length of the apartment like a spine anchoring and defining public living and private spaces. The wall features **Resene Double Thorndon Cream** (antique white) in **Resene Sandtex** and **Resene Paint Effects Medium**. The overall effect is that of a hundred year old stone wall that blends unobtrusively into the environment.

Other interior areas were brush finished with Environmental Choice approved **Resene Zylone 20** waterborne flat tinted to **Resene Alabaster** (blackened white). The flat paint finish gives a mineral-like quality to the walls and ceilings absorbing the light at different angles, ideal for the north/west aspect of this property.

The monolithic kitchen island and joinery are finished in **Resene Nero** (blue black) anchoring them to the floor tiles and custom-mixed stained floorboards. A juxtaposed wall of custom-designed aluminum metallic joinery creates depth and reflects light around this once dark area. A bold splash of **Resene Decadence** (rich blue) used on the kitchen splashback is repeated with tiled feature walls in bathrooms. Wet area walls are finished in **Resene SpaceCote Low Sheen**.



The palette of predominantly blacks and whites with the restrained use of **Resene Decadence** gives an almost Mondrian-like effect, transforming this space into a contemporary living environment.

Architect: Boyarsky Murphy (London)
Colour and Finishes Selection: Terry Hogg, Lick Colour & Design, www.lickcolour.com.au
Painting Contractor (artist): Brendan Lakin
Photography: Murray Fredricks
Resene: Rachael Devine, NSW Architectural & Project Services Manager

moving multipurpose

Durable structures to complement property and safeguard livestock, delivered as a kitset or supplied pre-assembled, are a handy solution for time stressed farmers. Robust treated timber trusses are combined with rigid corrugated iron or COLORSTEEL® running horizontally across truss frames finished with strong rot resistant treated skids with chain hole and tapered ends for easy relocation.

The designs are purposely 'floorless' to eliminate the need to 'muck out'. Instead the shelter is designed to be moved from the mess to a fresh pasture floor.

The timber exterior of the Homestead range is finished in Environmental Choice approved **Resene Waterborne Woodsman** to protect the timber and blend into the environment. This stain is either pre-applied or included in the kitset offer so that everything needed from tip to toe is covered.

And to bring a touch of the rustic to other small buildings, cabins, hen houses, garden sheds and playhouses are also on offer.

Supplier: Outpost, www.outpostbuildings.co.nz



garden gift


Registered with the New Zealand Historic Places Trust, Queens Gardens in Nelson were formally opened in 1892 to celebrate the Queen Victoria's Jubilee. Inspired by an intimate Victoria garden, the gardens are designed around a Maori food gathering location; a portion of the Maitai River known as Eel Pond.

European settlers originally used the land as a meat market until the 1880s. In 1887 the location was dedicated the 'Queens Gardens' and a design competition was held in 1888, which was won by Antequil Somerville. Work began immediately and additions of the Memorial Gates and the Boer War Memorial were added early in the new century.

The gardens include many sculptures set among the notable tree collection, one of the most well known being the Cupid Fountain, installed in 1894 by stonemason Johann Belcher who imported the mould, with its four lion heads, for a princely sum of £312.

Priapus stands centre stage in the foundation and as the god of beekeepers, gardens herbs, fishermen, sailors and procreation he captures the spirit of the formal Victorian layout. The fountain was donated to the city by a group of women led by former mayoress Emily Trask, whose husband Francis conceived the idea of the Queens Gardens.

Having held pride of place for many years, the well weathered fountain was stripped back to bare concrete then coated with **Resene ArmourBond** and **Resene ArmourCote 510** before topcoating in **Resene Imperite 413** white and **Resene Imperite**



503 Metallic tinted to **Resene Gold Dust** (gold metallic). A final coat of **Resene Uracryl** was applied to all exposed areas for long term protection.

And now the fountain is back fit for a Queen.

Painting Contractor: Nelmac
Garden History: www.nelsoncitycouncil.co.nz
Resene: Philip Thompson, Nelson/Marlborough Branch Manager






style sells

Sometimes simple works best, and DFS on the corner of Cavill Ave and Gold Coast Highway, Surfers Paradise is testament to the difference a paint finish can make. The exterior of just under 1000 square metres is finished in two coats of Environmental Choice approved **Resene Hi-Glo Black** complemented by **Resene Hi-Glo White**. The simple black meets white style works with the DFS Galleria white and red branding.

The building is 35 years old and home to prestige shops such as Coach, Tiffany, Dior, Omega, Rolex and



more. The sleek black exterior is modern and in keeping with the aspirational brands available within.

Owner: DFS
Painting Contractor: SPM Painting & Decorators

paint purpose



Five litres of paint makes one paint skin. And one paint skin is enough to cover a range of furniture, depending on its style. During her studies at the Manukau School of Visual Art, Elena Scott has developed a new concept in furniture upholstery. Instead of the normal fabric, she uses litres of paint to create giant paint skins that are then used to create large scale artworks and to upholster furniture.

The striking mix of colours means that every piece is a true original. And if a particular colour scheme is desired that can be worked into the paint skin palette.

With studies focused on painting and looking at 'paint as an object', she has used many litres of Resene paints as she has found they work best to create thick paint skins with a beautiful physicality. And when her paint stocks got low, Resene provided a collection of waste paint to allow the work to continue.



green gold



If you've ever been to Te Puke then you'll have seen the giant kiwifruit, a well known and often photographed landmark for the Kiwi 360 centre. The kiwifruit is an icon in the Bay of Plenty for tourists from all over the world arriving in Tauranga via cruise boats and was seen by an estimated 90 million viewers when the television show The Amazing Race was filmed at Kiwi 360.


Having overlooked Te Puke for 23 years, it was well overdue for a repaint. However rather than a straight repaint, the giant kiwifruit has been modernised to incorporate changes in kiwifruit over the years. One side now features the green variety and the other side the golden variety to represent its rising popularity. Of 100 million trays of kiwifruit exported each year, around 25% are gold kiwifruit.

The repaint of the giant kiwifruit both inside and out is the first part of a five year paint and paint maintenance programme. The outside is finished in Environmental Choice approved **Resene Lumbersider** topcoated in **Resene Uracryl** anti-graffiti finish to protect against tagging.

The colours are vibrant and reflect the Zespri branding. Altex products were used on the interior steel structure that supports the massive structure and the metal internal stairway that provides access to the top of the interior.

And with an eye on the calendar, the kiwifruit was finished just in time for the annual Kiwi Festival.

Owner: Pukenga Holdings
Painting Contractor: Programmed Property Services
Signwriter: The Sign Shack
Resene: Mark Aschoff, Bay of Plenty Branch Manager



BrushStrokes

authenticity assured

In a world first, Resene have pioneered a way that you can ensure the coating applied is authentic, with **Resene PaintTrack**. Resene PaintTrack is a 'chemical barcode' made up of durable and inert inorganic materials that are fully integrated into the paint.

To the naked eye, paints containing Resene PaintTrack look and perform the same as normal. When illuminated using light of a specific wavelength, a unique emission spectrum is detected by a hand-held digital reader if it contains Resene PaintTrack.

The complexity of the chemical barcode is extremely difficult to decipher, preventing reproduction of the code and ensuring authenticity of the Resene product. A quick scan of a product can quickly show whether it is authentic or a lesser substitute.

Unique codes can be assigned to specific high volume products if required, so that different products can be distinguished from each other. Selling products clearly marked as containing Resene PaintTrack discourages substitution. And if substitution does occur you can quickly and easily identify which areas have been finished in the wrong product so the system can be rectified before it is too late.

It can also reduce the cost of investigating and resolving claims. If a problem occurs with a substituted coating years after application, a quick scan will show whether the wrong product was used, absolving you of any product liability claims resulting from the substituted coating.

Resene PaintTrack provides you with peace of mind knowing that you can ensure your specified system is 100% authentic.



snap. touch. ColourMatch!

A colour catches the imagination – a dramatic cloud formation, sunrise, spectacular floral display or dynamic building colour in the city. Now that colour can be caught on an iPhone™ and matched to a Resene paint colour with **Resene ColourMatch**.

The Resene ColourMatch application gives instant access to thousands of Resene colours enabling users to colour match from any image taken on their iPhone. Or use the colour spectrum to select

a colour and find the nearest Resene paint colour and complementary colour suggestions. Colours can be saved to Favourites and emailed to colleagues, friends and family for them to view. It's ideal to help clients get started choosing colours and then choices can be refined using testpots and drawdowns.

Resene ColourMatch is available free from the App StoreSM. See www.resene.co.nz/colourmatch for a direct link to the free download.

makes sense

Those planning an interior repaint can now do so with two innovations wrapped up in one product. New Environmental Choice approved **Resene Earthsense Ceiling Paint** is formulated with a special renewable extender pigment, providing at least 20% by volume of renewable raw materials in the final paint film, and 65% in the wet paint with the inclusion of water. See Data Sheet D316 for more technical information.

The pail on the outside is also a giant step forward for sustainability. The pails that **Resene Earthsense** is packed into are made from 100% post industrial HDPE injection material. This recycled material gives the pail a unique look and colour variation, as much of the material being reused has been previously printed and coloured.

This is the first commercial paint pail in New Zealand that truly 'closes the loop' as it utilises the original material of the pail, as well as waste material from other plastics manufacture, back into

another paint pail. The waste plastic is reprocessed offsite before being returned to VIP Packaging to be made into new pails. Over the coming months, the technology will be enhanced and developed so that this process will encompass post consumer HDPE injection material. It is envisaged that pails manufactured from this material should be available to the market within the next 1-2 years.

It won't just be **Resene Earthsense** buyers that enjoy the new recycled pails. They will be rolled out to the extensive range of Resene Environmental Choice approved paints. And as recycled volumes allow, it is anticipated that all Resene pails will be moved into the recycled pails.



source of innovation

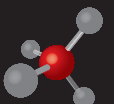
Tasked with identifying, developing and commercialising non-traditional coatings and paint opportunities, **Resene Coating Technologies**, is constantly developing new technologies to boost the market opportunities for our customers.

The Resene Coating Technologies division draws on the intellectual property, Research & Development capabilities, experience and industry knowledge of the wider Resene Group to develop and commercialise new and exciting coating technologies and applications. Each technical and business development staff member has over 25


years in developing and consulting in the coating industry.

Resene Coating Technologies works closely with government agencies, Research Institutes, R&D organisations, and commercial businesses to identify new innovative coating developments across industries.

Resene
Coating Technologies



Authentication process





swatches by touch

Resene's **iFandeck** has expanded to include wallpaper and the Resene Curtain Collection. Now you can access thousands of Resene paint colours, wallpaper and curtain swatches anywhere, anytime at the touch of a finger simply by installing Resene's **iSwatch** on your iPhone or iPod Touch.

It's designed to be a quick reference library to Resene swatches. And the Resene **iSwatch** application can be easily installed from virtually anywhere within 60 seconds. There are two options to choose from – the 'live' version that accesses information on the fly from an online database or the app version (available free from the App StoreSM) that is stored on your phone but is updated less frequently. The live option is designed to work on a wide range of mobile devices.

To find out more go to www.resene.com/iswatch.htm.



embellish your space

Wall decals are stylish and removable vinyl graphics, designed to embellish your space. They are an exciting new way of adding flair to your home decor. The designs have a matt/satin finish, giving the impression that the design has been professionally painted on the wall.

The vinyl is self-adhesive, easily installed over smooth surfaces and will last for over five years if applied and maintained correctly. If applied outside they will generally last for three years.

View the range at www.resene.com/decals.htm or at your local Resene ColorShop (NZ only).

DVD on demand

The **Rating Residential Sustainability** roadshow, covering the new residential rating tool, GIB plasterboard, Cavalier Bremworth and Resene, hit the road earlier this year.

The popular two hour long seminar was videoed for all those who missed it. Free copies of the DVD are available on request from Resene representatives or email update@resene.co.nz with your name, company and postal address and we'll pop one in the post to you.

Registered architects, architectural designers and licensed building practitioners can earn points if they watch the DVD and complete the quiz.

Find out more online at: www.resene.co.nz/cpd or enter the Resene website home page and click on the Architects/Specifiers option in the menu bar and select the 'Earn CPD points without leaving your desk' option.

\$5 was donated to Keep New Zealand Beautiful for each person that attended, and Keep New Zealand Beautiful were delighted with the thousands of dollars they received. Resene has been a proud supporter of Keep New Zealand Beautiful for many years, donating thousands of litres of paint for mural work, supporting and covering graffiti.




worth learning

Christchurch Polytechnic Institute of Technology (CPIT) created a classroom in the city to coincide with the launch of the Faculty of Creative Industries. Various classes were held in the shop window of the Westpac Bank building in High Street. The Certificate of Interior Decor programme was scheduled in for a lesson and as it was early in the semester, the concept of colour value (darkness and light) was the focus of the lesson.

The hero in the exercise was a rather impressive pile of dried up Resene testpots left from classes that had been sitting waiting for an excuse to be creative. The task required students to create a large shade scale collage from selected scraps of newsprint, then to match each testpot to a perceived level of darkness. The students then chose suitable testpots from this shade scale array to create a picture using a large format greyscale image adhesive fixed to MDF as a guide. Each testpot was glued to the board after considerable discussion.

The lesson was a success. Students honed their colour sense and created an eye-catching display, plus learnt an important lesson on sustainability that even items like empty testpots that might appear to be of no value, can be put to good use if you put your mind to it.





hands up

Over 2200 Resene Lumbersider coated handprints helped make up Tokoroa's newest masterpiece launching the latest addition to Keep New Zealand Beautiful's calendar, Paint New Zealand Beautiful Week, a nationwide celebration of what communities across New Zealand are doing to ensure their communities become and remain free of graffiti vandalism.

The theme for Paint New Zealand Beautiful Week was "Your Community is a Reflection of you" and to celebrate their graffiti free status, Tokoroa's community spirit, culture, and bright future was reflected in a community mural with a difference. The mural was commissioned by Keep New Zealand Beautiful as part of the new initiatives official launch.

The mural was outlined by award winning urban artist Janine Williams (aka Lady Diva) and the community came in droves to be part of the mural, colouring it in with their handprints in the party atmosphere at Tokoroa. The finished mural has been coated in Resene Uracryl Anti-Graffiti to protect it against tagging.

"We chose Tokoroa for this year's launch to celebrate the South Waikato District's Graffiti Free status. We feel it's a huge achievement and

something to be truly proud of, and deserves to be showcased to the rest of the country!" says Keep New Zealand Beautiful National Programmes Manager, Mary Brown. South Waikato District Council has been running a successful graffiti free initiative in conjunction with the local community for two years now.

Paint New Zealand Beautiful Week also involved the collaboration and promotion of educational resources, strategies and toolkits which have been developed by communities, industry, government and councils made available on KNZB's website; on an ongoing basis as reference material for anyone wanting to find ideas on tackling a problem and positively encouraging pride in their own patch.

"Rather than re-inventing the wheel, Keep New Zealand Beautiful knows that it's 'different strokes for different folks' when it comes to tackling graffiti vandalism, so to that end are putting on show everyone's efforts in the hope that it gives communities who are lacking ideas some positive and effective solutions for their community" says Mary Brown.

In addition to the focus on education, Keep New Zealand Beautiful have created a new series of murals in KNZB Zones using Resene paints.

mistint magic

Ever wondered what happens to some of the mistints that you see in Resene ColorShops? Resene works with Variety the Children's Charity supporting their Fijian projects. Resene paints in a myriad of colours find their way to remote villages. Variety have been involved in Fiji for over eight years and have donated everything from boats, motors, cookers, beds and preschools, to the services of teachers.

The Resene paint is put to good use and has found its way onto schools, churches, preschools and a range of village buildings. There is no shortage of needy buildings and for some this is the first time the building has ever been painted. This year will see the rebuild of the Drua Drua school room, a primitive room that had its roof blown off during a cyclone two years ago. The school is in the Northern most village and is very poor, with no power or water and surviving on less than \$4,000 a year from the government to run everything including the teacher's wages and all school resources. Resene paint will be used to protect the new roof once it is in place.

It just goes to show what a difference a humble mistint can make in the hands of the right people.



future focused

Resene

Automotive & Light Industrial

Resene Automotive & Performance Coatings has developed into Resene Automotive & Light Industrial, focusing the company on building on its strengths as a supplier to the automotive and light industrial markets. See www.rali.co.nz for more on Resene Automotive & Light Industrial.



Resene. Licensed products since 1996



the paint professionals use



sustainable BUSINESS NETWORK



Incorrect mailing: If you are receiving multiple mailings or you would like us to change your mailing details, please call: In Australia phone 1800 738 383, in New Zealand phone 0800 RESENE (737 363) or email update@resene.co.nz.