

# Resene

N E W S

In New Zealand, PO Box 38-242, Wellington Mail Centre  
 Call 0800 RESENE, visit [www.resene.co.nz](http://www.resene.co.nz)  
 or email [advice@resene.co.nz](mailto:advice@resene.co.nz)

**Resene**  
 the paint the professionals use

In Australia, PO Box 785, Ashmore City, Queensland 4214  
 Call 1800 738 383, visit [www.resene.com.au](http://www.resene.com.au)  
 or email [advice@resene.com.au](mailto:advice@resene.com.au)

With students teeming around the University campus like worker ants, lecture accommodation has increasingly been in short supply. To relieve pressure on the Science Faculty, the University of Auckland undertook extensions in the form of the new Science Building 303 in Wellesley Street.

Coated inside and out in a myriad of Resene paint systems and colours, the building is like a roadmap of colour, with splashes of colour features used throughout the complex to provide visual stimulation to relieve the stresses of study and avoid an institutionalised atmosphere. The splashes have an additional benefit of acting as a roadmap to the building - simply remember the colour of the location and students instantly know when they have returned to the correct place.

Befitting of an education facility, the exterior is a sleek blend of glass and tones of grey and precious metal metallics capped off by an intermix of Resene Cape Cod (dark grey) and Resene Cola (deep brown) on columns and bracing, a customised colour repeated on internal stairwell and link bridge steelwork. Plastered blockwork has a lightly textured finish of Resene Sandtex tinted to Resene Judge Grey (deep grey), providing textural relief without detracting from the overall sleek persona. Splashes of Resene Thunderbird (red orange) and Resene Valentino (inky purple) have been added in Resene Lumbersider satin acrylic to feature courtyard walls and the linking bridge to brighten the predominantly grey scheme for foot traffic giving just a wee taste of the colour sensations that await them within.


The interior is based on neutral tones of Resene Merlin (muddy grey), Resene Alabaster (near white) and Resene Stark White (off-white) from the Karen Walker range, a muted canvas for the multitude of colour features. Resene Zylone Sheen is used extensively over the interior fabric complemented by the higher gloss Resene Enamacryl on doors and joinery selected for its gloss contrast, durability and reliable block resistance.

Reading somewhat like a favourites of the Resene Total Colour System, features of Resene Saffron (orange yellow), Resene Caper (spring green), Resene Jazz (deep red), Resene Valentino, Resene Bunting (deep navy), Resene Thunderbird, Resene Tarawera (blue green) are masterfully interspersed throughout the numerous rooms and spaces each as a feature in its own right and collectively as a diversion away from the normal dull hues associated with the study of sciences. Soft hues of Resene Tasman (green-blue soft grey) and Resene Alabaster calm the restroom areas, perfect as a soother for those last minute exam nerves.

Even with study dominating brain space, few students have been able to resist remarking on the privilege of being the first to enjoy this fresh uplifting approach to campus life.



Architect: Paul Raven, Stephenson & Turner NZ Ltd ([www.stephensonturner.com](http://www.stephensonturner.com))  
 Building Contractor: Cameron Darwood, Mainzeal Construction  
 Interior Designer: Tina Wilson  
 Painting Contractor: Peter Heaphy, Contract Coatings  
 Resene: Northern Regional Architectural Division



Trends Publishing International, Photographer: Bruce Nicholson

Landscape Designer: Cilla Cooper

A metallic bridge is part of this Auckland home's striking entrance complete with a water feature and walls all illuminated with fibre-optic lighting.

Lighting cycles through green, white, pink and blue or can be kept stationery on one hue with the flick of a switch. Each colour casts its light over the backdrop, dancing on the water of the pool and on the plastered concrete block walls finished in shimmering Resene Enamacryl Metallic in Resene Aluminium (silver) and Resene Lumbersider tinted to Resene Gunsmoke (grey).

Dracaena (dragon tree) features strongly in the garden planting, a slow growing, drought tolerant variety happy to reside in containers that will reach up to 10 metres at full maturity. Teamed with Vriesea hieroglyphica (King of the Bromeliads) impressive yellowish leaves banded with

dark green, and a mass planting of Linope muscari with grass-like leaves and violet flower spikes, the garden is a melding of distinctive day and night personalities, each a joy to behold in their feature daypart.



## easy access



Claudelands Road, Hamilton is host to the second wave of building design for CCS offices. The first planned as a two-storey construction in Rostrevor Street was cancelled due to restrictive carparking and the inherent accessibility limitations associated with a dual-storey design.

Starting from scratch in the more spacious Claudelands Road site, the curved roof theme borrowed from the architect's own office combined with the glazed south-facing facade imbues the design with a light, visually welcoming charisma. Key design drivers were the need for wheelchair accessibility and the desire to retain the natural beauty of three large oak trees on the site. Fully air conditioned, closed windows act as a buffer against the external noise of the nearby railway line. Clerestory windows are orientated to maximise natural sunlight.

Delineation between staff and social spaces was achieved by using a distinctive palette for each, carefully selected to deliver the overriding colour theme of elegance, warmth and playfulness. Lively feature walls of Resene Gingko (greened yellow), Resene Mojo (burnt orange red), Resene Rose Bud Cherry (rose) and Resene Souffle (spicy green yellow) contrast with the neutral palette dominated by tones of Resene Feta (frosty off-white green). The toy library is a wonderland of juxtaposed bright colours of Resene Kournikova (sunshine yellow), Resene Shakespeare (mid blue) and Resene Gossip (melon green) delivering movement and flow by linking blocks of colour across the vertical planes.

A glowing example of client needs' based design, building users are thrilled at being steeped in a design that encapsulates everything they desire.




Architect: Tony Curl, Five Plus One Architects  
Painting Contractor: J. L. Connolly Ltd

Building Contractor: Tim Strawbridge and Damien Rewi, Fosters

Colour Selection: Celine Sunic

Resene: Paul Wootten, Waikato Branch Manager; Peter Smithers, Waikato Trade Sales Representative; Judy Flashman, Hamilton ColorShop Manager

## root bound



Refurbishing the 100 year old Empire Hotel in Fortitude Valley proud of its roots brings with it the responsibility to design a colour palette that will appeal to modern society without shunning the traditional birth colours of the building.

Mindful of the original colour and style, a colour palette dominated by Resene Livid Brown from the Karen Walker collection (chocolate brown) and offset with Resene Double Spanish White (muddy light neutral) on trims and infills was selected. Aiming to softly blend colour with style, while enjoying the added benefit of masking surface imperfections caused by weathering, the main timber substrate was coated in Resene Quick Dry Acrylic Primer Undercoat followed by Resene Zylone Sheen topcoats. A high gloss contrast was employed on infills using Resene Galvo One galvanised iron primer topcoated in Resene Hi-Glo gloss acrylic, accenting these feature areas.

The stylishly recoated pub successfully reflects its heritage while appealing to modern day consumers, demonstrating to all passing traffic that the two aims can be blended to the advantage of the building rather than to its detriment.

Colour Selection: Carmel Haugh, Damask Design  
Painting Contractor: Carlos Perez, United Colours  
Resene: Jason Osborn, Queensland Trade Sales Representative

## regular visit

Those whom haven't had a meal or a drink at the popular Oxford on Avon incorporating Chloes Bar in Colombo Street Christchurch are far outweighed by those whom have.

Part of the community for many years, the Oxford on Avon recently received a long deserved facelift to rejuvenate its previously painted plastered concrete exterior. Keen to continue with a formula that had worked well, the exterior was coated in two coats of Resene Hi-Glo high gloss acrylic duplicating a paint system that had been used many years prior.


Located opposite Victoria Square public expectations demanded that the building's appeal matched the popularity of the park in a light norwester. This was achieved with ease using a soothing respectful palette of Resene Holly (dark green), Resene Mineshaft (deep grey), Resene Stack (grey) and Resene Silver Chalice (light grey) to highlight the natural beauty of the building.

With the painting complete, the exterior is now a fitting wrapper for the good meals, good drinks, good company and good times that await guests inside.

Painting Contractor: John Sladen

Resene: Simon Leigh, Christchurch Project Services Representative





## driving around the benz

With a natural magnetic attraction associated with high powered premium vehicles, the cars on sale at the Mercedes Benz showroom in Rutherford Street, Nelson are undoubtedly the cause of many a lotto ticket purchase.

The Mercedes Benz brand is the perfect embodiment of innovation, technology and style. With a reputation to uphold, only a top class paint system would be a fitting backdrop.

Paperfaced plasterboard throughout the interior was coated in Resene Zylone Sheen for a luxurious low sheen finish with the added benefit of low odour minimising showroom downtime. A feature wall of Resene Saffron (rich orange yellow) punches out from the back of the showroom to draw eyes inward. Resene Black White (off white) adorns remaining wall and ceiling areas with a touch of additional colour in the form of Resene Bay of Many (deep



purple blue) featuring in the restroom areas.

With a lot full of Mercedes Benz that even the most civilised car buyer would drool over, this showroom oozes style both inside and out.

Architect: Daines Matz Architects  
 Builder: McCully Builders  
 Painting Contractor: Kensington & Associates  
 Resene: Richard Haynes, Nelson/Marlborough Branch Manager

## tiles of stile



## locked in lime

As commercial home builders, Jennian Homes recognise the need to ensure that there are no delays or nasty surprises at the end of the building process for new home owners. While this assurance may cost a little more upfront in terms of time and materials, the initial investment is paid back with interest when one calculates the benefits.

An extensive Nelson residential subdivision features an array of modern homes with plaster exteriors, each protected with Resene Limelock. Lime remains highly mobile within a plaster finish and can move through the paint system leaving unsightly lime staining marks on the exterior paintwork. To eliminate this risk, a first coat of Resene Limelock cure and seal has been applied to each home before overcoating in two coats of Resene X-200 waterproofing membrane.

Resene Limelock is designed to be applied soon after the plasterer has finished their work and to be quickly overcoated with standard Resene paint systems, reducing the traditional seven day downtime between plastering and painting. For the astute this means that a building can be plastered and painted quickly with focused attention before work starts on the next, with the added benefit that Resene Limelock locks in free lime in the substrate preventing the risk of lime staining.

In short, one extra coat upfront of Resene Limelock over fresh plaster substrates is amply rewarded by better protection and a quicker finish to exterior painting, a clear example that often the deceptively longer route is actually the true shortcut.

Building Contractor: Simon Collett, Jennian Homes  
 Painting Contractor: John Collett  
 Resene: Richard Haynes, Nelson/Marlborough Branch Manager



The ever versatile Resene Lumbersider satin acrylic has become a key element of 'stile', a tile comprised of stretched Hessian coated in various designs using Resene Lumbersider.

Each colour group consists of four stiles, designed to be sold individually to allow customers to mix or repeat tiles as desired. Available in both 200mm x 200mm and 440mm x 440mm sizes, small tiles may be hung in combination with larger tiles for artistic effect.

Expanding the display horizon even further, each 'stile' cleverly features a recessed hole on each side, allowing the tile to be hung four different ways. This hanging versatility allows for even or odd number pairings of colour groups and means that one or more of the same design stile can be hung together for cohesiveness yet perceptively look different from each other.

To get your hands on a stile of your own, visit (Christchurch) Ask Design, Casual & Country, Ballantynes, (Wanaka) Inside Out, (Queenstown) Changes Lifestyle Gallery, (Westport) Heritage Gift World, (Greymouth) Cameo Interior World, (Nelson) Shine (Blenheim) A Cappella and (Motueka) Lime. Stile will be hitting the North Island soon.

Creator: Tracy Day, Stiles Designer Wall Tiles




## thermal colourland



Keen to encourage CBD building owners to refurbish their buildings in tones keeping with the Rotorua environment, the Rotorua District Council have introduced a Rotorua City Design Principles Guide including a Resene colour palette to enhance and harmonise buildings in the Rotorua CBD providing a continuous reinforcement of the very essence of Rotorua.

The Rotorua City Design Principles Palette reflects important influences on Rotorua, focusing on bush and heritage greens, earthy browns, greys and terracottas, bright reds associated with Maori tradition through to the deeper maroons associated with heritage schemes and atmospheric blues with origins of water. It is recommended that the lighter



hues of the palette be used as the main colour in a scheme, supplemented by accents of the brighter/darker hues to draw attention to architectural details and features.

Developed with assistance from Resene, all colours are drawn from the Resene Total Colour System, available at Resene ColorShops. A4 samples of all Rotorua Palette colours are available for viewing at the Rotorua District Council, Rotorua Resene ColorShop or online at [www.resene.co.nz/homeown/use\\_colr/rotorua.htm](http://www.resene.co.nz/homeown/use_colr/rotorua.htm).

In the heart of Tamworth in the NSW CBD, synergy is more than just a business buzzword - it's a lifestyle choice. Club Synergy strikes out its own trendy style to lure custom in yet ensure the surroundings befit the custom it has acquired. Keen to avoid the expense of spray application, the desired Resene Enamacryl finish of Resene Silver Aluminium was applied using a crow's foot criss-cross technique. The result is stunning and uniquely different from the finish that would have been achieved had the more monolithic effect spray application been selected. This feature area is warmed by yellow hues of Resene Energy Yellow (bright yellow) and Resene Astra (pastel sand yellow) applied in two coats of Resene Lumbersider over remaining club areas. Warmth combined with a technological futuristic edge allows this scheme to strike a chord on a number of subconscious levels.



## in sync



Colour Selection: TD's Paint Spot, Tamworth  
Resene: Jason Osborn, Queensland Trade Sales Representative

## aced

Good grip both hand on racket and shoe on court is essential to any tennis game, whether one is a child amateur, try-hard adult or the world's number one. With almost 200 courts coated by QTex Services, including refurbishments of the six court Te Awamutu and three court Kio Tennis Club, the finished system has been well tested by thousands of tennis players.

Concrete courts are prepared by acid etching, waterblasting and finishing in a special preparation of Resene Tennis Court Coating, rated as 'slow' bounce by ITF standards, while repaints follow a simpler system of a thorough clean down, rinsing and topcoating.

After withstanding years of hard play, the system on a properly constructed court can be easily renewed without costly removal, relaying or reconstruction work, bringing brand new life with a choice of new colours to existing courts. The complete system is ideal for schools, councils and clubs who require a durable economical multi-usage facility to play tennis, netball, indoor soccer and other ball sports. As an all seasons surface system the integral colour stays attractive and rich with no surface softening or disintegration.

With the non-skid attractive finish helping with the footwork side of the game, tennis players can cover the court in confidence.



Contractor: QTex Services  
Resene: Peter Smithers, Waikato Trade Sales Representative

Te Awamutu Tennis Club



Kio Kio Tennis Clubs

## extreme speed

For those who prefer the white knuckled side of life, kite boarding is the upcoming pastime for adrenalin junkies. Fainthearted beware - kite boarding requires guts, determination and a healthy dose of insanity to fully enjoy the high speed experience. Board friction reduction is critical to maximise full speed gliding or high flying potential. This friction reduction is delivered with each board fully coated in a paint system supplied by Resene Automotive and Performance Coatings designed to reduce wind and water drag, giving board riders the ultimate ride.

For more information contact Resene Automotive and Performance Coatings on 0800 108 008. Or to get yourself airborne this summer, check out [www.undergroundkiteboards.com](http://www.undergroundkiteboards.com) and hang on tight!



The Resene News now extends beyond these printed pages



Check out more projects online at [www.resene.co.nz/archspec/products/index.htm](http://www.resene.co.nz/archspec/products/index.htm)



### 200 hours

Refurbishment of a derelict Dutch Street organ built in 1880 with Resene paints requires patience.

Owner/Refurbisher: Sarah and Jim Harper



### games & murals galore

Combining her mural and target game painting talents with Resene paints and colours delights schoolchildren. See many more pics online!!

Artist: Jill Sergent, Jill of Aotearoa  
Resene: Hastings and Napier ColorShops



### made up

Like a female preparing for a night out of the town, this home has applied touches of Resene Lipstick.

Colour Design: Zita Colour Designs  
Painting Contractor: Michael Homes  
Resene: Jason Osborn, Queensland Trade Sales Representative



### and relax

With wellness a prime consideration the low odour benefits of Resene Zylone Sheen were sought.

Resene: Jason Osborn, Queensland Trade Sales Representative



### rebel with a cause

Rebel Sports, Montgomery Square, Nelson is now well-branded and protected with Resene X-200.

Painting Contractor: Eric Walker, Brown & Syme Nelson

Building Contractor: Gibbons Construction  
Resene: Richard Haynes, Nelson/Marlborough Branch Manager



### picture this

A novice to murals, Yvonne Wallis used Resene testpots to complete an interior wall mural for her neighbour.

Artist: Yvonne Wallis

### your name here

If you would like your next project to appear in the Resene News or on the Resene website in the Products in Action section, complete a Resene News submission form and send it in to Resene Head Office with photographs of the nominated project. Copies of the submission form are available from your local Resene Representative or ColorShop, or call 0800 RESENE (NZ) or 1800 738 383 (AUST) for a copy. To be eligible for inclusion the majority of the project must be completed in Resene paint.

# Brushstrokes

## virtually paint your way

With three versions behind Resene, two TVNZ Marketing Awards finalist awards and big ears constantly processing user feedback, Resene have dissected the Resene EzyPaint virtual painting offering, enabling users to select the software option that fits with their computer skill level and the project at hand.

The new suite of Resene EzyPaint programming includes:

- **Updated EzyPaint core programme** to give all the benefits of the previous version plus colour, image and information updates from Resene and EzyPaint partners.
- **A simplified online version** to give new computer users a taste of the software.


Both are available free of charge from the Resene website [www.resene.co.nz/itech/main.htm](http://www.resene.co.nz/itech/main.htm) or the full version is available on CD at Resene ColorShops and Resellers. Many Resene ColorShops are now running an in-store computer featuring Resene EzyPaint software so you can get a quick private lesson in how to use the software to give you the confidence to get started. The software has been simplified making it easier to use and comes complete with a how to video to get you started. You just need to get your head around the concept and read the instructions first!

Virtual painting is the ideal way to visualise the finish before the work begins enabling you to try out hundreds of colour options and save your favourites for future reference or client presentations. Completed files can be saved, printed and emailed. Create customised colour palettes and import as a base for other projects as required. Path and paint your own project or use one of the gallery images for the quick scheme. Joining Resene in offering you this software are familiar innovative partners - **Bisonne** laminates, **Dimond** roofing, **Feltex** Classic carpets, **James Hardie** Linea weatherboards, **Melteca** laminates and **Rockcote** systems.

For virtual painting using Adobe Photoshop or architectural software, RGB values for Resene colours are available from the full version of Resene EzyPaint or download the jpg swatches or screen wipe the RGB values you need from the online Resene colour library at [www.resene.co.nz/swatches/index.htm](http://www.resene.co.nz/swatches/index.htm). The library includes colours from Resene, Melteca, Bisonne, Feltex and Dimond (including the Colorsteel ranges of hues).

Be bold. Dip your mouse into the virtual painting world... once you get started you'll be hooked on the benefits. Recently rated as the top virtual painting program by American cable show **TechTV**, you know you're in good company virtually painting with Resene EzyPaint.

For more information on new Resene EzyPaint, you can visit [www.resene.co.nz/itech/main.htm](http://www.resene.co.nz/itech/main.htm), or contact your local Resene ColorShop, Reseller or representative.



## quality assured

Building on our strong product history, Resene have been continuing to improve not only product quality, but also the quality of the systems used to produce these products. This focus on improving quality standards has been rewarded with Resene recently achieving ISO 9001 accreditation affirming Resene's commitment to providing customers with consistently high quality products and services.



## upsized

In a first for Resene New Zealand, Resene's most popular interior wall finish is now available in a 10L pail in white and colours tinted off white. With the extensive Resene Total Colour System to choose from, customers can now buy a range of 500 hues in this popular 10L pail size.

Resene Fireguard Intumescent Coating has been the focus of recent reformulating work to improve its application properties while delivering fire protection in one less coat. The new version has been firetested and meets the performance of the existing system with the added advantage of being a two coat system, thus delivering the same great fire protection at a considerably reduced material and labour cost, making intumescent more workable within a limited budget. See updated Data Sheet D39 for further information - available from your local Resene ColorShop or online at [www.resene.co.nz/archsec/datashts/d39.htm](http://www.resene.co.nz/archsec/datashts/d39.htm).

## one third off



## solid concrete

Resene Quick Dry is renowned for its versatility, however being purpose designed for timber substrates, there is potential to improve the formulation for cementitious surfaces by replacing timber related ingredients with cementitious related ingredients. New purpose built Resene Concrete Primer is designed for cementitious surfaces, including all concrete, plaster and surfaces such as fibre cement where previously Resene Quick Dry or Resene Smooth Surface Sealer may have been used.

If the substrate is powdery, porous or extremely well weathered or an area prone to salt staining, Resene Sureseal is recommended to seal the surface. If the substrate is fresh plaster, Resene Limelock is designed to cure and seal the surface against free lime. With the exception of these higher risk areas, Resene Concrete Primer is recommended for all other cementitious surfaces.

For more information on Resene Concrete Primer, see Data Sheet D405 available from Resene ColorShops or online at [www.resene.co.nz/archspec/datashts/d405.htm](http://www.resene.co.nz/archspec/datashts/d405.htm).



## bigger better...

**bisonne** Embracing the future and responding to customer needs has always been part of the Duratech Group philosophy. A name change in 2003 from solely PANELYTE™ to Bisonne was instigated to give them the freedom to introduce further inspirational colour textures and finishes from a global perspective. Observing the trends developing in European markets and relating this to the local market has gained them recognition for a 'boutique' style of marketing laminates. Having a 'can do' attitude has allowed the Duratech Group to grow their business to include a range of REGINOX™ Sinkware, XStream Tapware, OMEGA Appliances and now... BISONNET™ Decorative laminates. See the latest Resene EzyPaint software or online Resene colour library [www.resene.co.nz/swatches/index.htm](http://www.resene.co.nz/swatches/index.htm) to check out samples from the Bisonne range. Call Duratech on 0800-473-446 or visit [www.duratech.co.nz](http://www.duratech.co.nz) for a copy of the new Bisonne 2003-2004 catalogue.



## undeniably attractive



Resene have launched a new magnetic base coating to allow customers to turn their walls into magnetic boards suitable for use with a wide range of magnets. With double the magnetism of existing magnetic coatings, Resene Magnetic Magic is loaded with iron oxides for maximum magnetic effect. Good old fridge magnets can be stuck onto the new magnetic finish with ease.

It's easy to turn any surface into a magnetic masterpiece. Prepare and prime the surface. Apply Resene Magnetic Magic in two coats then overcoat with two coats of your favourite acrylic topcoat, such as Resene Zylone SpaceCote. As the magnetic coating is overcoated, you have an unlimited range of topcoat colours to choose from making it undeniably easy to incorporate a magnetic board or wall into virtually any room.

See the Resene Magnetic Magic label for more information on this highly attractive finish.



## no chance of eviction

Occupants of the Big Brother house, the Australian virtual reality show were evicted week by week until just one remained. Keeping them company throughout the three month stay were a myriad of Resene paint colours.

Southern Star Endemol Productions wanted to spice up the BB House and separate it from its paler predecessors. Keen to use bright colours to add this spice, they shunned local Australian paint suppliers and turned to Resene, New Zealand's largest privately owned manufacturer

and retailer of paints. All colours were swiftly selected from the Resene The Range.

Selecting bolder combinations than many would dare to dream of, the diary rooms jumped off the screen in hues of Resene Vesuvius (bright orange), Resene Retro (deep teal) and Resene Lipstick (bright pink).

With 2.2 million Australian eyes glued to the screen on opening night, Resene colours have been soaked in on both sides of the Tasman. See your local Resene ColorShop or [www.resene.co.nz](http://www.resene.co.nz) for full details of the BB style file. But beware, Big Brother just may be watching!



## ship ahoy



Sailing and boating are popular summer pastimes conjuring up images of long summer days, gentle breezes, secluded beaches and no work. Unfortunately what is often described as the ultimate in leisure comes at a price. The heavily salted sea borne by air and tide acts as a constant irritant to marine paint systems, necessitating a regular labour intensive cycle of painting and maintenance to keep everything shipshape.

Altex Coatings have a long history of manufacturing and selling an extensive range of marine finishes and have recently capitalised on this expertise by launching their range of marine coatings under new Altex Yacht and Boat livery. Those familiar with the previous Altex marine range will still find all their favourites amongst the new line-up combined with some new faces to make keeping things shipshape easier, giving you more time to enjoy nautical pursuits because you'll spend less time slaving over them.

For more information on the full Altex Yacht and Boat range, call Altex Coatings on 0800 258 390 or visit [www.altexcoatings.co.nz](http://www.altexcoatings.co.nz).



In a world first, Resene in conjunction with Auckland Heart of the City and Black Sheep Stamps recently released New Zealand postage stamps featuring 9 cows from the Auckland Cow Parade. The issue of stamps caused chaos akin to a stampede, with the entire print run selling out in just days. The Cow Parade stamps were the second in the series of Resene postage stamps and have recently been joined by Resene Range 2004 postage stamps featuring a palette of the Range 2004 colours.

Predominantly sold through Auckland convenience outlets, Resene postage stamps are just another way Resene is adding colour to the community. The stamps are legal postage stamps and can be used to send letters domestically and internationally, that is if you can bear to part with them!

## hot cakes




## dream protection

The melding of Rockcote plaster systems with the extensive colour range offered by the Resene Total Colour System opens up endless opportunities for specifiers seeking to evolve styles of architecture with unique flair.

The Rockcote EPS40PLUS System incorporates the latest in EPS batten technology providing a vented and drained cavity behind the cladding system providing AirFlo (drying rate) in the wall cavity. A composite exterior Plaster Cladding System made up of mechanically fixed EPS Insulation board, modified acrylic plaster, reinforced weather protected base and a low maintenance, versatile finish to ensure the integrity and durability of the system.

Complete with a written 15 year Company Product Warranty and 5 year Workmanship Warranty from Licensed Rockcote contractors, your customers will be protected long after their dream project is finished.

See the Rockcote EPS40PLUS brochure available from 0800 ROCKCOTE or [www.rockcote.co.nz](http://www.rockcote.co.nz) for further details on this latest Rockcote innovation.



## cedar leaders

Increasing demand for Cedar weatherboard has highlighted a customer preference for the same cladding to be factory pre-coated with a quality oil stain, prior to delivery and installation. For this purpose Herman Pacific enlisted the support of Resene to supply a modified version of the highly regarded Resene Waterborne Woodsman wood stain for their Machinecoat line.

To help make selecting your favourite finish easier, Herman Pacific and Resene have combined to bring you the Machinecoat sample box, filled with cedar chips finished in Resene Waterborne Woodsman. The full colour range set includes an uncoated light and dark cedar sample as a reference to the natural substrate along with an easy re-order form should further samples be required.

For your free Machinecoat sample box, contact Herman Pacific on free fax 0800 329 423.




## back in black

Fully dressed in black Resene acrylic paint, one building dominated the skyline and stamped a strong impression on visitors during SCAPE held in Christchurch. Designed by Nathan Coley, a leading figure in architectural art, the Black Maria, sited on the roof of the Physics Room gallery, was a recreation of the rotating saloon stage set that Thomas Edison built for the 1893 silent Western film Black Maria. "The Black Maria" cleverly posed that the city is a theatrical stage set upon which all city dwellers act out their public persona as if part of a theatrical cast.



## clean scene

While popular among holidaymakers, the hot tropical climate of Fiji plays havoc with paint systems causing widespread staining and frequent outbreaks of mould. New to the Fijian market is Resene Cleancote, a dirt and mould resistant acrylic paint designed to keep dirt and mould at bay leaving paintwork fresh and looking its best. Available in both semi-gloss and low sheen variants and formulated to cure at a warm 20°C, customers can choose from a wide range of colours from the Resene Total Colour System. Resene Cleancote is ideal for all exterior cementitious surfaces in hot tropical climates such as the Pacific Island region and Queensland, reducing maintenance costs as building façades stay clean and free of mould for longer.



## open wide

Avid television watchers will have spotted the new series of Resene Range 2004 colour advertisements currently playing on television. Building on the personality and names of some favourite Range 2004 colours, each colour is imbued with an attitude of its own. A somewhat groundbreaking move, this is the first time an extensive series of 5 second commercials has been created and aired on New Zealand television. With a complete series of twelve 5 second advertisements, you'll have to watch closely to catch the full line-up.



**Incorrect Mailing** If you are receiving multiple mailings or you would like us to change your mailing details, please call 0800 RESENE (NZ), email us at [advice@resene.co.nz](mailto:advice@resene.co.nz) or fax 04-577-0664 (NZ) giving the current address where you are receiving mail and the change/s required.