

Resene


N E W S

In New Zealand, PO Box 38-242, Wellington Mail Centre
 Call 0800 RESENE, visit www.resene.co.nz
 or email advice@resene.co.nz

Resene
 the paint the professionals use

In Australia, PO Box 785, Ashmore City, Queensland 4214
 Call 1800 738 383, visit www.resene.com.au
 or email advice@resene.com.au

scenic stop spot



Architect (amended penthouse level): William Henderson Architect
 Designer: Greg Hunt, Concept Designer; Julia Greenwood,
 Specifications Co-ordinator; Infinity Design Team
 Painting Contractor (Exterior): Infinity Investment Group Holdings Ltd
 Painting Contractor (Interior): Shane McFelin, McFelin Painters; Robert Smith Painters
 Procurement and Furniture Fitout: Raewyn Gallagher and Jason Wright, G.W.A.
 Property Developer: Infinity Investment Group Holdings Ltd
 Resene: Annette Gin, Queenstown Trade Sales Representative

A difficult site close to downtown Wanaka combined with a full level redesign, made the finishing of the ambitious new Lakeside Apartments, at 9 Lakeside Road Wanaka, even more of an occasion to celebrate.

The end result is 25 stylish spacious apartments, enjoying massive private balconies and living spaces with 180 degree panoramic views of Lake Wanaka and Mount Aspiring National Park, of which 20 apartments will offer the ultimate in Wanaka guest accommodation.

The apartment complex has been designed in keeping with the surrounding alpine environment. Stacked Wanaka stone and hardwood beams feature in the exterior design while the interior of each apartment is exquisitely finished with quality furnishings and neutral tones accented by Central Otago colours designed to harmonise with the breathtaking views over Lake Wanaka.

Coated inside and out in Resene, the exterior features **Resene Wintergrade Lumbersider**, **Resene Sandtex** lightly textured Mediterranean style finish and **Resene Waterborne Woodsman** penetrating stain tinted to Resene Cedar. The main building plasterwork is finished in a special colour mix of Infinity Stone, created specifically for the project and available exclusively from Resene Queenstown ColorShop, complemented by Resene Storm Dust (grey) on balcony edges and fascias.



The interior fabric features a minimalist colour scheme of Resene Half Spanish White (muddy light neutral) walls, Resene Quarter Spanish White ceilings, Resene Spanish White doors, trim and joinery and a feature colour of Resene Akaroa (light tan) in standard rooms and Resene Napa (grey based neutral) in the penthouses so as not to draw attention away from the awe inspiring vista.

If Wanaka is on your travel wish list, we recommend you book your room at the Lakeside Apartments early to experience luxury at its best or you may find yourself enviously admiring the apartment guests from afar. Check out www.lakesideapartments.co.nz.



Architect: Design Group Stapleton Architects
 Painting Contractor: Dave Duncan, A&D Decorators
 Building Contractor: Peter McGuinness, IT McGuinness Ltd
 Resene: Darren Morgan, Wellington Branch Manager;
 Andy McDonald, Wellington Architectural Services Manager



wel - done

Once called the Wellington Institute of Technology and now renamed WELTEC, the extensive exterior surface area of the education buildings in Kensington Avenue, Petone has been treated to a Resene finish.

Resene X-200 waterproofing membrane tinted to Resene developed special colour matches were applied to all exterior concrete areas joined by **Resene Hi-Glo** Aluminium from the Resene Hi-Glo colour chart. Both systems offer maximum durability plus all the benefits of being Environmental Choice approved including low VOC and easy application and water clean-up.

With vast expanses of substrate in need of coating, the WELTEC refurbishment was an extensive contract by anyone's standards.



green space



Welcome to the office of the future! For workers at the \$9.3 million Environment Canterbury office development and civil defence headquarters in Christchurch that means acoustic tiles made from recycled wool, waterless toilets and a foyer that traps the sun's heat and pumps it through the building. Recycled plastics have been incorporated into office furniture and rainwater is collected on the roof to water native gardens.

The paint is Resene from the Environmental Choice approved range, the timber veneers made from macrocarpa wind breaks - and there is space for 70 bicycles.

What makes a green office?

- Natural lighting and ventilation, sunlight, views and fresh air to keep staff healthy.
- Low energy lights and sensor switches to minimise energy use.
- Re-used resources such as recycled fibre carpets and pin-board fabric made from recycled plastic bottles.
- Dedicated space to park bikes and proximity to public transport, reducing the reliance on cars and the associated burden of greenhouse gases.
- Waterbased paints that reduce toxic gas emissions.
- Indoor plants to purify the air.
- Water conservation, the collection of rainwater for toilets and irrigation.
- Waste management, space for storing and collecting recyclable materials such as paper, bottles and cans.
- Incorporation of concrete in the building design to aid heat capture and storage.



The Resene range of Environmental Choice products is an ideal fit with the 'Green Office' concept, with a selection of **Resene Lustacryl** semi-gloss waterbased enamel, **Resene Zylone Sheen** low sheen acrylic and **Resene Aquaclear** waterborne urethane used extensively throughout the Environment Canterbury project in hues of Resene Sea Fog (greyed neutral), Resene Chalice (grey) and features of Resene Thunderbird (orange red), Resene Bunker (deep grey) and Resene Avocado (olive green). The Environmental Choice approved status of these products was a key reason for their inclusion in the specification, enabling the project to achieve its stated environmental objectives without sacrificing product performance.

The traditional negative spin on environmentalism is being turned on its head, with new developments proving that a focus on environmentalism can offer significant efficiencies on day-to-day running costs. Energy-efficient features of the Environment Canterbury and South City Library buildings are expected to pay for themselves within five years to ten years through associated energy savings. Combine these savings with the human feel-good factor associated with working in a 'Green Office' and this new design direction makes not only sound environmental sense but sound economic sense.



Architect: Warren & Mahoney
 Main Contractor: Arrow International
 Painting Contractor: Brown & Syme Contracting Ltd
 Resene: Tony Walter, Christchurch Architectural Services Representative

Life in a casino is a heady mix of roller coaster ups and downs that only cease in those few hours a casino is shut. The new Hamilton Riverside Casino in Victoria Street Hamilton had its share of ups before the doors even opened for the first eager client.

Situated in the old Post Office, the interior dome was disconnected at the first floor level and then systematically inched with infinite patience, skill and care until it reached and was reattached at the second floor. Successful completion of this precarious and precision task was the first win for the casino.

A full interior and exterior repaint was called for as part of the development of the casino, incorporating **Resene Limelock** cure and seal on exterior plaster to protect against unsightly limestaining and improve painting efficiency topcoated in **Resene Lumbersider** satin acrylic on the exterior accompanied by **Resene Zylone Sheen** low sheen acrylic, **Resene Lumbersider** satin acrylic, **Resene Lustacryl** semi-gloss waterbased enamel, **Resene Lusta-Glo** semi-gloss enamel and **Resene Aquaclear** waterbased urethane in hues of Resene Kenyan Copper (rust brown), Resene Tea (river boulder beige), Resene Parchment (light beige), Resene Tapa (smoky grey) and Resene Bunting (dark blue) on an extensive range of interior substrates.



Architect: Bruce Pemberton, Meritec
 Painting Contractor: Cantec Services
 Resene: Paul Wootten, Waikato Branch Manager,
 Peter Smithers, Waikato Trade Sales Representative

rock solid Flanked by the massive symbolic escarpment of Te Mata Peak to the west and rivers teeming with trout to the east, Craggy Range Winery in Hawkes Bay, incorporating a new vineyard restaurant, bottling plant, executive accommodation and conference facilities, is as glorious a paradise as many might dream to reach. Craggy Range Winery presented itself as a 3500 square metre 11 month challenge to the Rockcote Licensed applicator, which resulted in the concrete block walls and external structure being coated in a **Rockcote Render System** with **Traditionale** Sponge finish followed by a selection of **Resene Sandtex** and **Resene Zylone Sheen** tinted to special Craggy Range colour blends of **Fired Coral** and **Sisal**. **Rockcote LiteRock Solid Render System**, a composite exterior solid plaster cladding made up of a heavy duty, light weight, solid plaster, reinforced protected base to ensure the durability and integrity of the system, was used to coat the interior cement sheet backing board in the restaurant and wine cellar. Combined with the 'Traditionale' sponge texture, selected for cohesiveness with the rustic exterior, topcoats of Resene interior paint systems and the depth of choice in the Resene Total Colour System, the texture and colour meld together for a fitting finish. The highlight inside is undeniably the Terroir Restaurant and main Barrell Room, both superbly appointed with walls



and ceilings curving horizontally and vertically creating unexpected smooth fluid flows of interior fabric in traditionally flat substrate zones. Combine scenery with fields of vines destined to become superb wine and it's a dream location for any conference planner or restaurant diner.

Architect: Blair & Co Ltd, Queenstown
 Owner: Craggy Range Winery
 Main Contractor: Hutchinson Builders Australia, incorporating local contractors Mackersey Construction, Amtech Construction
 Resene: Richard Chandler, Hawkes Bay Branch Manager
 Rockcote Licensed Applicator: Wynands Masonry Ltd
 Tiling and Stone Installation: Wynands Masonry Ltd



top dog



False economies abound in today's society, with many still believing that the lowest price equates to the best value, but seldom is this the case. What may seem cheap now will invariably cost more in the long-run with earlier replacement or maintenance requirements. For the discerning, more expensive systems are associated with an increased range of benefits that easily justify the additional cost.

The Harley Chambers located at the corner of Worcester Boulevard and Cambridge Terrace in Christchurch is a case in point. Recently recoated in a system of **Resene Quick Dry** acrylic primer undercoat followed by two topcoats of **Resene Uracryl 403** gloss, a high performing popular engineered coating systems finish, this advanced system was selected following the presentation of three variously priced paint systems to the client. The most expensive option incorporating the **Resene Uracryl** topcoats was selected due to its ability to remain as clean and fresh as the day the paint was applied.

A regular washing down programme is in place to keep this central city building looking its best, making the investment in the Uracryl topcoat system a sound and well protected investment with long-term payback.

Developer: Andy Christian, Pace Project Management
 Painting Contractor: Jeremy Hawke Painters & Decorators
 Resene: Simon Leigh, Christchurch Project Services Representative; Tony Walter, Christchurch Architectural Services Representative

outside in



While most companies develop their corporate image from the inside out, a local Taranaki Construction Company have been so inspired by the exterior colour scheme on their refurbished premises in Wilson Street, Hawera that it has been used as the foundation for their new logo. The fresh eye-catching exterior of **Resene Lumbersider** tinted to Resene Galactica (deep blue) and Resene Thunderbird (red orange) over Hardipanel and corrugated zincalume has also been repeated on the interior for cohesive effect. The brave departure from standard image development has enabled this company to mould a distinctive public persona attracting more than its share of the passing traffic's attention.

Architect: Neville Saunders, Saunders Architects Ltd
 Building Contractor: Arthur Brown Construction
 Painting Contractor: DR (Jack Gray) Ltd
 Resene: Hawera ColorShop, Rob Morgan, Taranaki Branch Manager

many hands



From this to this



From this to this



From this to this



Combining the needs and desires of a varied group of stakeholders can be a perilous responsibility fraught with frazzled nerves and later, regretted compromises. In a shining example of community togetherness, the High Street Heritage Programme has brought together an extensive refurbishment programme in High Street Christchurch culminating in a well deserved street party to celebrate the efforts of all. The visual challenge was to have an entire street happy with the colour scheme - owners, tenants, the public and then have approval from the heritage conservators. This challenge was achieved with painted brickwork and plastered concrete finished in a first coat of **Resene X-200**

"3-2-1 blast on"

A modern apartment block in Newstead, Fortitude Valley overlooking the Brisbane River cried out for a unique exterior finishing system to complement the careful detailing of the interior and set it subtly apart from neighbours. Rather than opt for a bright hue that would clash with the architectural style and the neighbourhood, a metallic finish was selected to add the touch of uniqueness desired.

The exterior CFC sheeting and render was finished in a Resene metallic system of Resene Quick Dry acrylic primer undercoat, a basecoat of Resene Lumbersider and Resene Enamacryl Blast Grey 3 topcoats. The apartments look superb, particularly from the Brisbane River side where the sun reflecting off the water dances on the metallic walls in ever changing effects.

Architect: Rodney Moyle, Nettleton Tribe Architects & Interiors
 Painting Contractor: Cyrill Buzza, BFC Painting
 Resene: Jason Osborn, Queensland Trade Sales Representative

rainbow's end

The end of the rainbow may be the guardian of the elusive pot of gold, but Pelican Waters, Sunshine Coast, is now home to a 'house of gold'. Coated in a style somewhat reminiscent of a gold nugget, the upmarket home features Resene Enamacryl Metallic tinted to Resene Gold Dust (metallic gold) on the exterior complemented by a roof coated in Resene Hi-Glo Aluminium (metallic silver). No matter what the weather, this home is equally at ease on sun filled days with rays of light dancing on the metallic flake finishes or on rainy days set against a backdrop of rainbows making one believe that the illusive pot of gold is closer to hand than expected.



Painting Contractor: Ian Dickinson, Ace Painting Resene: Australia

eager beaver

It started with a clock in 1998. Created as a Christmas gift the clock design was so unique visitors suggested that they should be sold. So, they were. More were made and sold at Design and Art shops, followed by a bigger range of toys and retailers as each year passed.



The first 'big ticket' item, a kits4kids fort, was added in 2001. Made from hardwearing 9mm MDF, all the kits4kids simply slide together - no nails, no glue or tools are required. The kits are supplied as bare MDF with optional kits of specially selected Resene testpots available at the time of ordering to suit each of the kits4kids designs.

Quality toys that are interactive, innovative and educational, but most of all toys that kids love is what Eager Beaver promises to deliver. And with kits4kids that require no adult supervision either during construction or play, they are certainly delivering on their promise.

Creator: Eager Beaver Toys
 Resene: New Lynn ColorShop



Recently released kits4kids Treehouse Easy Paint It Yourself Kit comes complete with: close up photos of a cool new painted sample, a set of eight Resene Testpots: (Resene Broom, Resene Camarone, Resene Cranberry, Resene Havelock, Resene Irish Coffee, Resene Lima, Resene Potters Clay, Resene Scampi), a stencil and written instructions.



House: - Resene Sorbus, Resene Linen, Resene Lima, Resene Picton Blue, Resene Cranberry, Resene Victoria

Castle: - Resene Stack, Resene Trout, Resene Lima, Resene Redwood, Resene Silver Chalice

curtain call



Handpainted curtain accessories finished to client specifications are a popular finishing

touch among professional specifiers. Coated in Resene Lumbersider for a durable satin finish or Resene Metallics for a more dazzling design, specifiers can select the appropriate Resene finish to suit their interior colour scheme. Modern, antique or contemporary, Apollo Designs find that the texture and quality of Resene paints are an important part of the high quality of their curtain rails. With the extension of the Resene range into special effect finishes such as metallics, specifiers are enjoying an ever increasing range of options to add interest to their designs.

Resene: Wairau Park ColorShop
 Curtain Accessory Manufacturer: Apollo Designs



is to this



From this to this



From this to this



From this to this



waterproofing membrane followed by two coats of Resene Zylone 20 flat acrylic in varied heritage hues for a dead flat finish. With vast experience to draw on, Henrietta Savill satisfied a myriad of requirements with her fitting colour recommendations, ensuring that this set of neighbours could all exist in harmony as part of the same streetscape.

Architect: William Fulton Architect (former Heritage Planner Christchurch City Council)
 Painting Contractor: Programmed Maintenance Services

Resene: Geoff Edwards, Key Accounts Manager; Henrietta Savill, Christchurch Architectural Services Representative; Simon Leigh, Project Services Representative

The Resene News now extends beyond these printed pages



Check out more projects online at www.resene.co.nz/archspec/products/index.htm



stretch out

When you live in a Highvale, Samford home measuring a spacious 800 square metres, repainting the exterior becomes a massive task.

Designer: Stuart Drowes
Painting Contractor: David Munroe
Resene: Jason Osborn, Queensland Trade Sales Representative



maximum visibility

The owners of these Kawana Waters' commercial premises clearly understand the need to 'be seen'; arranging for their building's exterior to be recoated in Resene Sangria (deep red).

Painting Contractor: Brian Lawrence
Resene: Australia



passion2paint

By day - shop manager, by night - artist, Rodney Edge has a passion for paint! His artworks recently featured at the Reyburn House Art Gallery in Whangarei.

Artist: Rodney Edge
Resene: Whangarei ColorShop



shiny scene

The unmatched high gloss of Resene Hi-Glo roof acrylic convinced the owners in Mitchelton, Australia to select full Resene paint systems for their home.

Painting Contractor: Michael Gramenz
Resene: Jason Osborn, Queensland Trade Sales Representative



life size

Stunning new bathroom and kitchen displays finished in Resene Metallics now greet customers visiting The Tile Warehouse's new showroom in Somerset Street, Franklin.

Building Contractor: Richard Hull
Colour Consultant: Fely Worth, Shapze Interior Design Studio

Painting Contractor: Alex Sutherland
Resene: Judy Flashman, Hamilton ColorShop Manager



license to drive

Central Brisbane golf fans now have a new driving range at the Victoria Park Golf Club development in Herston featuring a modern innovative driving range.

Colour: Carmel Haugh, Damask Design
Painting Contractor: Carlos Perez, United Colours
Resene: Jason Osborn, Queensland Trade Sales Representative

your name here

If you would like your next project to appear in the Resene News or on the Resene website in the Products In Action section, complete a Resene News submission form and send it in to Resene Head Office with photographs of the nominated project. Copies of the submission form are available from your local Resene Representative or ColorShop, or call 0800 RESENE (NZ) or 1800 738 383 (AUST) for a copy. To be eligible for inclusion the majority of the project must be completed in Resene paint.

Brushstrokes

paint colour cues for 2004

Building on the success of previous Range collections, Resene have released **The Range 2004** - a collection of 160 classic and contemporary colours, metallics and earthy Resene AquaShield mineral effects finishes designed for the year 2004. The Range 2004 is based on international colour predictions, tailored to suit our lifestyle and environment. See the Colour Trends insert in this Resene News for insights into 2004 colours. Those whom are still keen to use their favourites from previous Resene Ranges, will be glad to know that while the fandeck itself is no longer available all previous The Range colours are still available as drawdowns and for tinting into the paint of your choice. When you're looking for inspiration, check out the Range 2004, brimming with colour choices, available from Resene ColorShops and representatives.



red-dy to go

A new Resene red tone has been introduced to provide more durable bright bright reds such as the new Resene Havoc and Resene Roadster colours that can be found in The Range 2004. This new tone will gradually replace existing red tones reducing the red tonal range from three tones to two.



round out The Resene Zylone SpaceCote range has been expanded again to include two new tones - Yellow 2 and a new Red tone - allowing a full choice of over 1500 colours in this popular durable low sheen finish. These new additions round out the Resene Zylone SpaceCote tonal range to give the most complete range of low sheen colours that Resene have ever offered.



lost in colourspace?

Looking for a colour and unsure which Resene chart to open first? The Resene online colour library and hard copy colour listings will help you navigate your way through Resene colour space. The **Resene online colour library**, available at www.resene.co.nz/swatches/index.htm, allows you to search by colour name, view large colour swatches and download them to your computer as required. You can also view reflectance value information, suggested complementary colours and find out which chart/s the colour appears on so you can view a physical sample.

If you prefer to navigate the paperbased way, Resene have three colour lists available free of charge: **1:** Resene Master Colours List sorted by Alphabetical Order; **2:** Resene Master Colours List sorted by Total Colour Code and **3:** Resene Master Colours List sorted by tonal family (e.g. 1B020, 2B020 and so on).

The lists are available for ordering free from any Resene ColorShop or representative or from the direct drawdown order service. With the online colour library and/or colour lists at your fingertips, finding the right Resene colour is easy.




starter kit

If you've just started using or specifying Resene products as a professional painter or specifier, ask your local Resene ColorShop or representative to organise a **Resene Professional Painter Starter Kit** or **Resene Specifier Starter Kit**. These handy kits contain the full range of Resene colour charts and tools to get you started - a brilliant idea if you are just starting out or know someone who is.

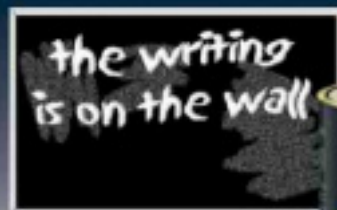


all sorted

If you are having trouble storing those drawdowns you ordered but didn't use on your last project, Resene have small landscape ringbinders available so that you can store drawdowns tidily and accessibly.



Resene colour library folders are available for ordering from Resene ColorShops or representatives. Reasonable empty folder orders will be supplied free of charge - a small charge may apply for large orders.



New to the New Zealand market, **Resene Blackboard Paint** is a premium scrubbable 100% acrylic coating for all types of interior and exterior smooth surfaces where a hardwearing blackboard coating is required. It is easy to apply - prepare and prime the surface as per normal and then apply two coats of Resene Blackboard Paint by brush, roller or spray.

Resene Blackboard Paint is market proven, having been sold in Australia for over 10 years.

Illuminating

The often admired Lily lamp that adorns the Resene calendar has won designer Jenny Keate of Jenny Keate Design a highly commended Luminous Art award in the IESNZ Lighting Awards. The Lily lamp is a domestic table lamp and an art object and is made from fibreglass in an open fibreglass mould, allowing easy access to a standard light fitting without losing aesthetic appeal. Lily lamp illumination is just a trip to Artikel (Wellington), Eon Design Centre and Design Emporium (Auckland) away.

Designer: Jenny Keate,
Jenny Keate Design



clocked

The renowned centrepiece of Hokitika, the 1903 Hokitika Clock Tower, a memorial to soldiers who fell in the Boer War 1899-1902 and commemorating the coronation of Edward VII, had patiently waited for a repaint. Just like any well planned painting project, the painting could not start until the colour scheme was decided. Enterprise Hokitika in conjunction with the Westland District Council and Resene ran a nationwide competition to find the best colour scheme for this memorial clock. The winning colour scheme of Resene Sisal (light beige), Resene Granite Green (smoky grey green), Resene Dark Tan (mid brown) and Resene Lisbon Brown (dark brown) by **Katrina McGettigan** of Christchurch has now been applied to the clock by the local Hokitika community using **Resene Hi-Glo** gloss acrylic and **Resene Uracryl** (steelwork) supplied by Resene.



Finished clock



Winning Entry

The discovery of gold in 1864 saw Hokitika become a boom town supporting 100 hotels and one of the largest ports in New Zealand. Affectionately referred to as the "Capital of the Goldfields", many fortunes were made in the district. Today the goldrush is over, but Hokitika still thrives as a leading tourism stop for visitors.

We've all heard of pigs flying, but have you heard of a cow parade? Auckland went udderly mad when the gates were opened on the CowParade in early 2003, complete with a herd of life-sized fibreglass cows each whimsically painted and decorated by a collection of professional and amateur artists using Resene paint.

CowParade is the world's largest and premier public art event. Beginning in Zurich in 1998, the event is continually growing in size, quality and creativity and is a chance for cities to come together to support art, culture and charity. The CowParade concept has been used in other countries to draw attention to urban centres. Auckland Heart of the City used it to draw traffic into the central city in combination with America's Cup and summer activities. Each cow is painted according to its theme, such as Buzzy Beef, Udderly Auckland, Cowch, and displayed around central Auckland. The CowParade comes complete with a Cow Barn and Cow Hospital as well as Cow Security! At the conclusion of the exhibition, selected cows are sold at auction, with proceeds benefiting selected charities.



Buzzy Beef



Resene Rainbow Cow

So, next time you see a cow in your neighbourhood, look a little closer and you may just find it liberally coated in Resene!

The Resene Rainbow Cow was lovingly brought to life by artist Kathy Reid of Auckland. Kathy believes in the philosophy where art is interactive with people, out of the galleries and in people's lives, a perfect fit with the ideals of the CowParade. The Rainbow Cow design, which features The Range fandeck of colours merging into a rainbow, was inspired by the weather patterns of Auckland during spring and summer, which often includes sun and rain resulting in the rainbow phenomenon.



on fire

The Ellerslie Garden Show was full of bright ideas for keen gardeners, including the dazzling garden display by Tim Feather, which has more recently featured in NZ Gardener. Featuring a backdrop of zincalume overcoated in **Resene Metallic** tinted to the popular Resene Copper Fire (a metallic copper part of The Range 2004), the garden was a well visited, popular exhibit demonstrating how easily normal materials can be reinvented relatively inexpensively with the clever addition of special effects coatings.

Designer: Tim Feather of Tim Feather Landscape Design



well heeled

Photographer: Alistair Eames

Parliament steps have been traversed by many well heeled famous feet since they were constructed, but for the first time they have also hosted over 600 shoes painted in a myriad of Resene colours.


A key part of the National Arts Access Conference was the decoration of a pair of shoes using **Resene testpots**. Each participant was asked to bring a pair of old shoes to paint, then they were all let loose with **Resene Quick Dry Primer** and hundreds of Resene testpots. The finished shoes were brought together side by side and step by step to create a large art exhibit on the steps of Parliament.

Arts Access exists to provide access to the arts for individuals who would otherwise lack access to them and is particularly focused on the youth, refugee, health, disability and justice sectors. The show exhibition was an ideal way for all participants to express their artistry and be part of a large art installation.



handiwork

The Resene Colouring in Competition caused an unexpected stir in late 2002 - our apologies go to those whom disliked the format, while our congratulations go to those who took the competition for the light hearted fun it was intended to be and got their pencils into action. **Congratulations to the winners** of the Resene Define your Destiny Colouring Competition: **Mary Parker** of Lower Hutt, **Sarah Cockill** of Dunedin, **Liz Le Roy** of Timaru, **Cath Gibson** of Napier and a highly commended award to **Jessica Davey** of Te Kuiti. Thankyou to all those who took the time to enter the colouring in competition - your entries certainly brightened up our mail! Copies of the winning entries may be viewed online at www.resene.co.nz - see the Competition Winners section.



ronald mcpainted house

When the call went out for assistance with supplying materials for the new Christchurch Ronald McDonald house, as with previous Ronald McDonald house projects, Resene were one of the first to call with the offer of free materials to enable the construction crew to use the best of the available materials rather than be forced to use cheaper options due to budget constraints. Since that phone call, litres and litres and litres of Resene product have been applied in an extensive colour range all over the new complex.

Most notably, the favoured interior finish was **Resene Zylone SpaceCote**, a low sheen durable waterbased enamel, an ideal finish for what can only be described as a Gib ToughZone location. In a hospital teeming with children, marking of the paint finish will be inevitable, but with Resene Zylone SpaceCote on the job, cleaning up will be infinitely easier.

up to the challenge

Resene Automotive and Performance Coatings Division made a clean sweep with the supply of coatings to the America's Cup challenger yachts, supplying a finishing system to each syndicate keeping them all competitive in at least one aspect of the Hauraki Gulf regatta. Call 0800 108 008 for further information.



mistaken identity

The Resene News issue 4/02 featured the Reading Cinemas in Wellington and mistakenly listed as Architect, **Stephan Pouloupoulos**. **Ignite Ltd** was the architect for the Reading Cinemas project with all design, administration and decisions coming from the Auckland Ignite office. Stephan played a supporting role as the part-time site architect employed by Ignite.

Cover story

Does that pour shot look familiar? Resene is achieving supermodel status gracing the cover of two international coatings magazines in recent times. The most recent, **Coatings World** is the recognised international magazine of the coatings industry.



Incorrect Mailing

If you are receiving multiple mailings or you would like us to change your mailing details, please call 0800 RESENE (NZ), email us at advice@resene.co.nz or fax 04-577-0664 (NZ) giving the current address where you are receiving mail and the change/s required.