



Dissolving colour

Resene

the paint the professionals use




Dissolving colour

If you have ever left a note in your pocket when your clothes have been washed you will know that colours can dissolve making it impossible to read the note. Each colour pigment is made up using a mixture of colours. The human eye can't see the individual colours unless the colour is split. You can split colour using chromatography, which dissolves colours to see what they contain.

Now try it yourself...

- 1 Cut a narrow piece of paper towel and draw a line using a black felt pen about 4 centimetres from the bottom.
- 2 Fill a glass half full with water.
- 3 Place the paper towel in it so the line you have drawn is about 1 centimetre higher than the water in the glass. Make sure your line is above the water. Hold the paper steady.
- 4 The water will be absorbed into the paper towel and through a capillary action will start climbing up the paper. Once it reaches your black line the colour will start to dissolve. The dissolving colours will travel upwards at different rates as the water moves upwards.



Hold the paper steady and watch as the water travels up toward the black line. What happens to the black line?

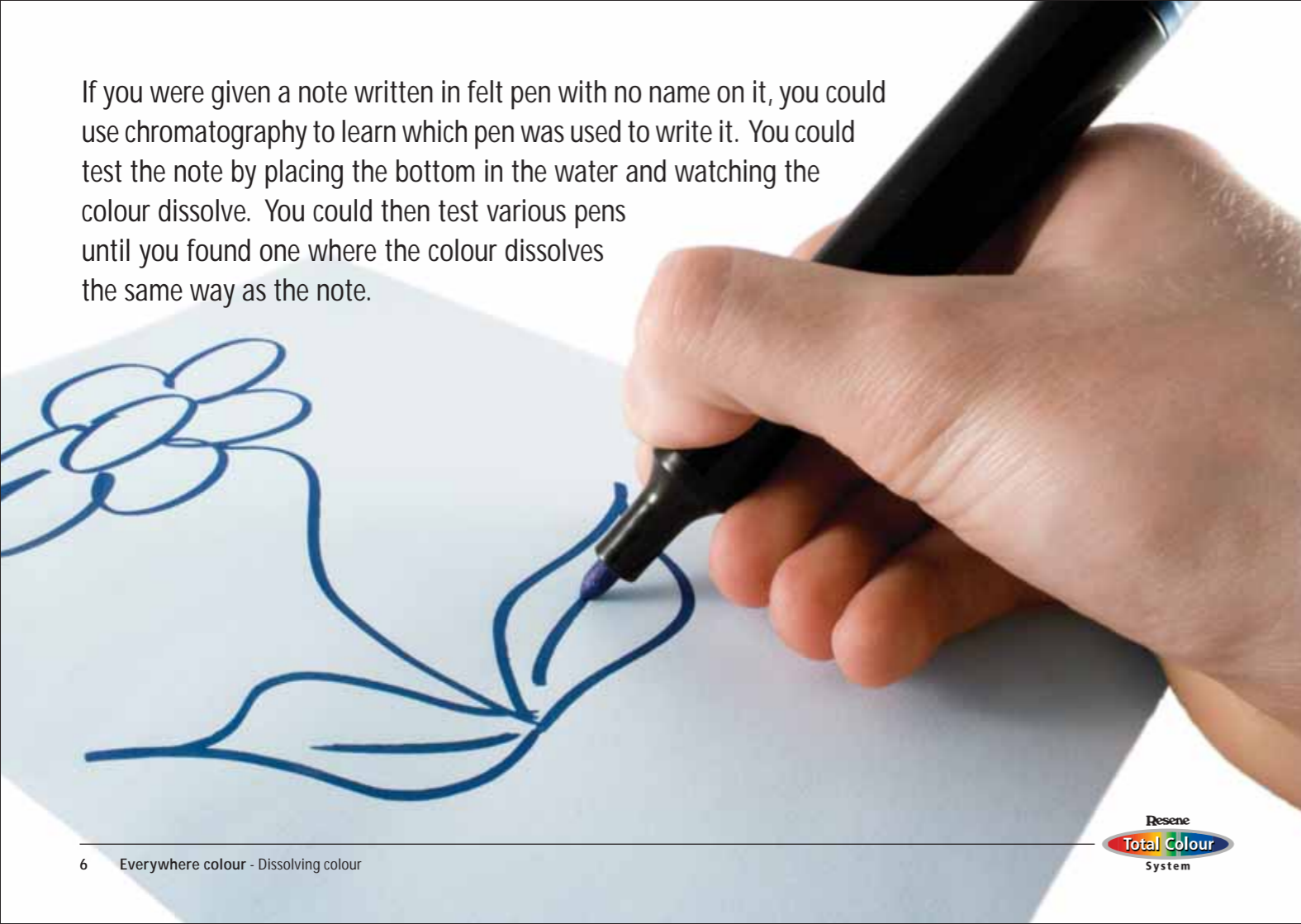
Once the colour moving upwards has slowed, take the paper towel out of the water and leave to dry. If you look at your paper you can see the original line and see the colours that have dissolved.

The inks in felt pens are made up of more than one colour. The water spreading separates the colours, which is why you can see many colours rather than just the one colour you started with. The colours that dissolve the best will travel the highest.

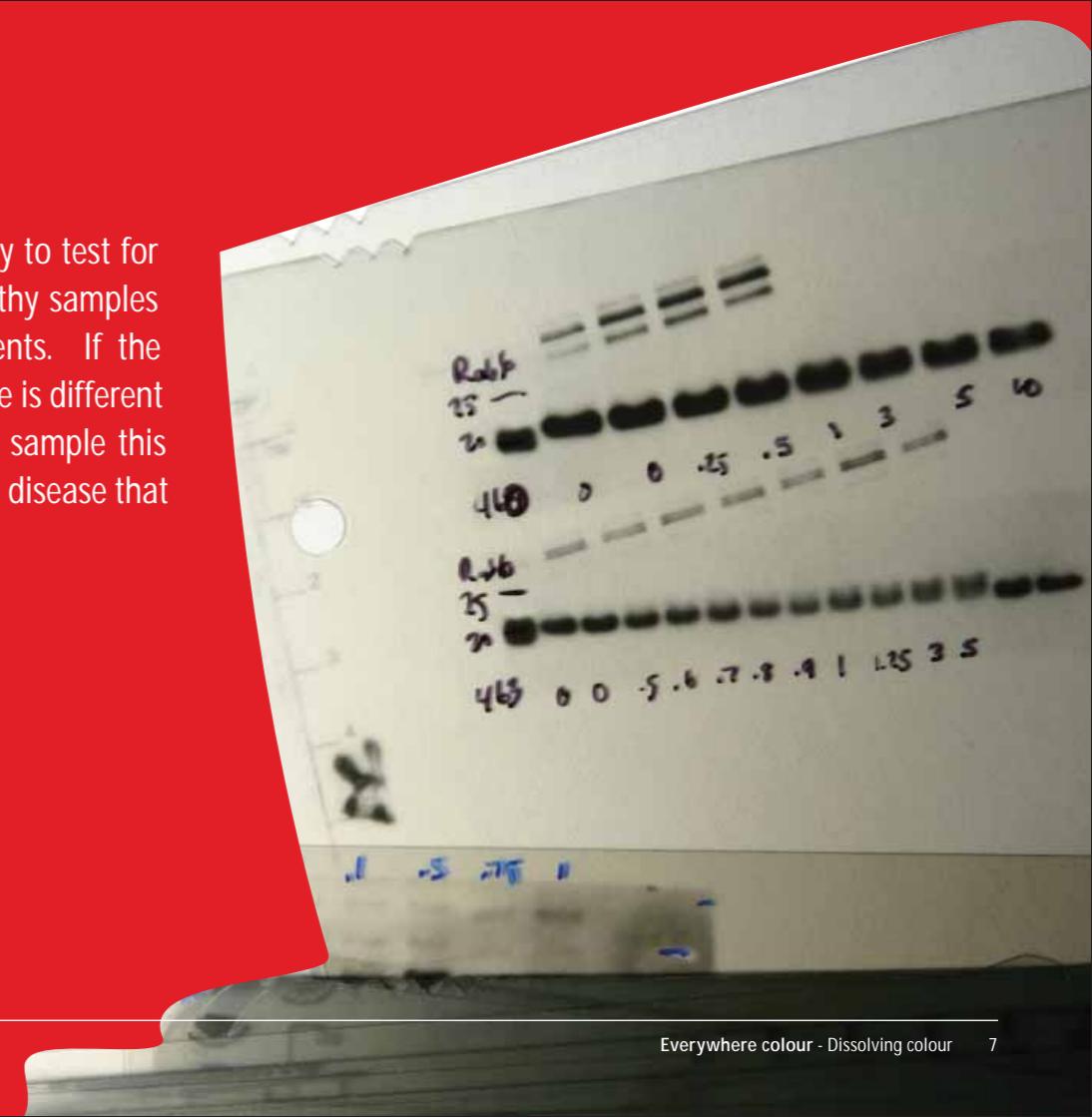
Try the experiment again this time using other felt tip pens



If you were given a note written in felt pen with no name on it, you could use chromatography to learn which pen was used to write it. You could test the note by placing the bottom in the water and watching the colour dissolve. You could then test various pens until you found one where the colour dissolves the same way as the note.



Scientists use chromatography to test for diseases. They compare healthy samples to samples taken from patients. If the pattern of the patient's sample is different to the pattern of the healthy sample this may suggest the patient has a disease that needs curing.



Learn more about colour with the Resene Everywhere colour series. Modules include:

Changing colour
Colour wheels
Colour and nature
Colour in art
Colour of light
Decorating colour
Dissolving colour
Dotted colour
Everywhere colour
Eyes and rainbows
Filtering colour
Illusion and tricks with colour
Making colour - Dye
Mixing colour
Reflecting colour
Safety colour
Seeing colour - Animals
Seeing colour - Humans

In Australia:

PO Box 785, Ashmore City, Queensland 4214
Call 1800 738 383, visit www.resene.com.au
or email us at advice@resene.com.au

Resene

the paint the professionals use

Colours printed as close as printing process allows.

In New Zealand:

PO Box 38242, Wellington Mail Centre, Lower Hutt 5045
Call 0800 RESENE (737 363), visit www.resene.co.nz
or email us at advice@resene.co.nz