


diy kidz

Resene
Neva 

Resene
Splish Splash 

Resene
Dizzy Lizzy 

Resene
Honey 

NEVER BOARD WITH CARD!

So many parents know the feeling – you spend all that time choosing the perfect present, but it's the cardboard packaging that's actually the hit with the child. It was with this in mind that Rae Thomas developed Kids Place – play solutions in a box.

Kids Place cardboard houses are quick and easy to assemble and pack away. They offer hours of painting and colouring fun as children create their own tailor-made environment inside and out, followed by role-playing galore. Is it a house? Is it a barn? Is it a school?



To enjoy a Kids Place playhouse:

Visit the website at www.kidsplace.co.nz and choose from a plain house or a pre-themed one – jungle animals, Spiderman – great for themed parties.


Download the order form and send it off.

Receive your flat-packed Kids Place house and voucher for a free Resene testpot to help with decorating.

Tuck the house away for the birthday morning or set it up on Christmas night and pop the children's presents inside.

Let the children go wild – paints, pens, stencils – try old wallpaper on the inside and maybe even curtains. Try Resene Magnetic Magic and Resene Blackboard Paint for more role-playing fun.


Note: Kids Place cardboard houses are best for indoors. They don't do very well in the rain!



Resene
Lollipop 





Resene Princess 

1



2



3



4



To assemble:

Unpack the playhouse pieces from the storage box. There should be a roof and two side/end panels. Keep the storage box for when you want to pack it away.

Gently bend all tabs and press out the perforated slots for the roof, windows and door.

Stand one side/end panel up, with peaks at top. Fold flaps at bottom inwards.

Stand other side/end panel up, with peaks at top. Fold flaps at bottom inwards.

Join the two side/end panels together by inserting tabs into slots. The walls should now be standing independently.

Place the roof on top of the walls and insert tabs to connect.

Now, it's time to get decorating and playing!

Win a Kids Place playhouse!

Those of us here at *Habitat* with small kids have fallen in love with the Kids Place cardboard playhouses. They are easy to put together and supremely customisable with paints, felt pens or crayons and your child's imagination. Best of all, we've got one to give away. For a chance to win just write your details (name, email address, address and a daytime phone number) on the back of an envelope and send to

Kids Place
Habitat
PO Box 91344
AMSC
Auckland 1142

Resene Fudge 

