

other trends

lined up

One of the most classic patterns around, striped paint finishes are an unquestionably eye-catching design choice. Depending on the Resene colours you choose to use and the width or scale you paint them at, stripes on walls, floors, furniture, plant pots, vases or artwork can lend your home timeless or bold flair. Thin stripes in crisp white and powder blue, such as Resene Black White and Resene Frozen, can be used to create a Hamptons look, wider stripes in high-contrast hues like Resene Half Sea Fog and Resene Scoria can make a statement in a contemporary eclectic space and hand-painted pinstripes in Resene Designer White over a background in Resene Halcyon can add a casual, beachy vibe to a bach. If you're looking for a sense of height and airiness in a space, vertical stripes or lines will make a room feel taller. Horizontal stripes, on the other hand, can make larger spaces feel cosier and more contained.



Above: Make a stylish statement with boldly contrasting stripes by alternating a classic white with an on-trend carmine red. Walls painted in Resene Half Sea Fog with stripes in Resene Scoria and floor in Resene Athena. Armchairs, artwork by Clare Brodie, flask vase and footed planter from Good Form, coffee table from Bauhaus, stool, lamp and sculptural vase from Smith & Caughey's, rug from Mocka, books from Father Rabbit.



Resene
Designer White



Resene
Frozen









Resene
Halcyon

Resene
Half Sea Fog

Resene
Athena

Resene
Scoria



- | | | |
|---|---|---|
|  Resene Black White |  Resene Silver Chalice |  Resene Rivergum |
|  Resene Pumice |  Resene Spanish Green |  Resene Cabbage Pont |


Above: Striped edges have been painted on to selected floating shelves to echo the colours and design of the accent cushion. Wall and floor painted in Resene Silver Chalice, coffee table in Resene Cabbage Pont, large plant pot in Resene Spanish Green, shelves in Resene Pumice, Resene Spanish Green, Resene Rivergum and Resene Cabbage Pont, décor accessories in Resene Cabbage Pont, Resene Pumice, Resene Rivergum, Resene Silver Chalice and Resene Spanish Green and books in Resene Spanish Green and Resene Pumice. Sofa from Danske Møbler, cushions and faux plant from Freedom.

Below: Use two paint colours from the same Resene colour card for a more subdued striped look. Striped walls painted in Resene Half Buttermilk and Resene Marzipan and floor finished in Resene Colorwood Breathe Easy. Sofa, marble-look table and amber vase from Matisse, buffet from Bradfords Interiors, rug, black table, wood table and lamp from Ligne Roset, bags, candles and shoes from Faradays, teapot, sugar pot and milk vessel from Michael Joyce, books from Father Rabbit.

- | | | |
|--|---|---|
|  Resene Half Buttermilk |  Resene Marzipan |  Resene Colorwood Breathe Easy |
|--|---|---|



pattern play

Resene
Stepping Stone 

There's no limit to the type of designs and patterns you can create using Resene paint and high-quality painter's masking tape. Geometric designs are among the easiest effects and painting them behind your bedhead can eliminate the need to find a headboard that fits with the rest of your décor. Bring your pillowcases, sheets, duvet cover or throw into your local Resene ColorShop team and they can help you find just the right paint colours that match or coordinate with your bedding.

top tip

No matter how simple or complex the design you wish to create with paint, it's always smart to plan out your design on paper or card first before you take it to your surface.

Left: Geometric wall designs are simple to create with two or more Resene paint colours, a pencil, tape measure and high-quality painter's masking tape or a stencil. Your pattern repeat doesn't need to be identical if you stick to the same set of simple shapes, and you can remix them in different permutations to create a unique look. Walls painted in Resene Parchment with geometric headboard mural in Resene Foundry, floor in Resene Half Parchment, bedside table in Resene Foundry, low cabinet in Resene Triple Parchment, books in Resene Half Parchment, Resene Foundry and Resene Triple Parchment and arch vase in Triple Parchment. Bedlinen from Adairs.

Above right: In a media room where only the darkest colour will do to keep glare at a minimum, choose Resene Blackest Black – Resene's jettest colour. Slat wall painted in Resene SpaceCote Low Sheen Blackest Black, floor in Resene Stepping Stone, cabinet in Resene Nero, large vase in Resene Element, small vase in Resene Foundry and board in Resene Blackest Black. Chair from Matisse, rug from Baya, Frame TV from Samsung.



media maven havens

Those that enjoy taking in films or watching sports can often be picky about the quality of what comes out of their televisions and sound equipment. But to make the picture look and sound its best, you'll want to put some thought into your media room's design. Reduce screen glare by using darker hues and flat and low sheen paint finishes such as Resene SpaceCote Flat or Resene SpaceCote Low Sheen.

















well-rounded

Arches and circles continue to be a hugely popular detail in architectural design and interior décor. If you like the trend but don't have arched or rounded details in your home, it's quick and simple to add them using Resene paints. For the perfect painted arch or circle, use the 'pin and pencil' method. Simply decide the radius you would like your curved portion to be and cut a piece of string a few centimetres longer. Tie a pencil to one end of the string and attach the other end to a push pin so that the length of string between the two is the same as your intended radius. Push the pin into the centre of the surface you will be painting and keep the string taut and your pencil perpendicular to the surface as you draw your circle in one smooth motion. To turn the circle into an arch, use a level to draw straight vertical lines down from the circle's left and right outer edges. Use high-quality painter's masking tape along the outside of your pencil lines for a clean finished edge.

Above: While some painted curves, such as arches, tend to feel a bit formal, freeform curves can add a more casual appeal to a space. Upper wall painted in Resene Forest Green, lower wall and left wall in Resene Fossil, floor in Resene Quarter Fossil, shelf and pendant lamp in Resene Spanish Green, coffee table in Resene Double Fossil, plant pots, tealight holder and vases in Resene Forest Green, Resene Double Fossil, Resene Quarter Fossil and Resene Spanish Green and box in Resene Forest Green. Sofa from Nood, cushion from Freedom.

Resene Quarter Fossil  Resene Fossil 

Below: The painted circle motif beneath the desk adds a unique and personalised touch to this home office space while connecting it to the lighter tones in the adjacent room. Main walls painted in Resene Watermark with circles in Resene Quarter Albescent White, left wall in Resene Indian Ink, right wall (through doorway) in Resene Duck Egg Blue, floor in Resene Foundation with Resene FX Paint Effects Medium mixed with Resene Otter applied on top, desk in Resene Double Duck Egg Blue, pendant lamp in Resene Kia Kaha, DIY artwork in Resene Double Duck Egg Blue, Resene Exactly and Resene Indian Ink, large vase in Resene Foundation, bowl in Resene Watermark and small vase in Resene Indian Ink. Chair from Cintesii.

	Resene Quarter Albescent White		Resene Duck Egg Blue		Resene Kia Kaha
	Resene Foundation		Resene Double Duck Egg Blue		Resene Forest Green
	Resene Double Fossil		Resene Spanish Green		Resene Indian Ink
	Resene Otter		Resene Watermark		Resene Exactly



blasts from the past

Many decorating trends attempt to create something fresh and new, but for those keen to put a contemporary spin on styles that were popular in decades past it has never been easier. Retro looks inspired by the 50s, 60s, 70s, 80s and 90s are all trending – and it's understandable why. The popularity of looks that embrace the essence of homeliness and a wistfulness for the 'good old days' – are an attempt to ground ourselves during uncertain times. These looks are also often fun and lighthearted, which can be comforting to come home to after a busy day.



Left: Colours that were popular in the 80s and 90s, such as Klein blue and lavender, have made a major comeback in recent years. Left wall painted in Resene Ocean Waves, right wall in Resene Timeless, floor in Resene Colorwood Breathe Easy, table in Resene Invincible (top), Resene Rulebreaker (left leg), Resene Indian Ink (centre leg) and Resene Poet (right leg), chair in Resene Aviator, pendant lamp stripe in Resene Resolution Blue, table vase in Resene Illuminate and décor objects (on shelf) in Resene Ocean Waves, Resene Timeless, Resene Aviator, Resene Illuminate, Resene Indian Ink, Resene Poet, Resene Rulebreaker and Resene Carpe Noctem. Artwork from endemicworld.

- | | | | |
|--|-------------------------------|--|---------------------|
| | Resene Timeless | | Resene Aviator |
| | Resene Colorwood Breathe Easy | | Resene Ocean Waves |
| | Resene Illuminate | | Resene Carpe Noctem |
| | Resene Resolution Blue | | Resene Indian Ink |



Left: Quirky colours and casual forms that inject fun and comfort are just some of the reasons why 70s-inspired décor continues to resurface as a trend. Wall painted in Resene Highball with stripes in Resene Doeskin, Resene Monza and Resene Shakespeare and floor in Resene Moroccan Spice. Sofa and ottoman from Mr Bigglesworthy, cushion from Baya.

- | | | | |
|--|--------------------|--|-------------------------------|
| | Resene Poet | | Resene Moroccan Spice |
| | Resene Shakespeare | | Resene Monza |
| | Resene Rulebreaker | | Resene Colorwood Whitewash |
| | Resene Doeskin | | Resene Colorwood Natural |
| | Resene Highball | | Resene Colorwood Mid Greywash |

furniture revival

Before purchasing new items, think about all the vintage furniture and decor in second-hand shops, auction houses and online selling sites. With a bit of creative flair and a lick of paint you can adapt your second-hand finds into something unique to you and your space. Bring older items back to life with Resene paints or wood stains. Try Resene Enamacryl on reclaimed or upcycled furniture to get a durable, gloss finish or try Karen Walker Chalk Colour paint for a weathered matte finish. Look to stains like Resene Colorwood Natural or wash finishes like Resene Colorwood Whitewash or Resene Colorwood Mid Greywash to enhance timber or create an aged look.

send a message

In our increasingly busy lives, it can be hard to keep track of everything you've got on the go. Create a dedicated spot for your family to keep on top of everyone's plans, make lists and improve communication with a message board in your kitchen or home office. Resene SpaceCote Low Sheen waterborne enamel is not only a popular choice for colouring walls, but it also works just like a chalkboard and can be tinted to a huge range of colours. Use a darker colour, such as Resene Cinder, to create your own chalkboard feature in any shape or size directly on your wall or on a separate board or panel. Simply wipe it clean with a damp cloth whenever you want to start fresh. Or try Resene FX Blackboard Paint or Resene FX Chalkboard Paint, which are washable waterborne finishes for interior and exterior smooth wallboards and panels where a hard-wearing blackboard coating is required. Resene paint colours and wood stains can also be used to colour or create customised designs on corkboards for those who prefer to pin up their notes.

Resene Pumice
 Resene Cinder



Resene White Noise
 Resene Contour

Resene Off The Grid

Resene Invincible

Below: With a custom blackboard in your kitchen painted at just the right height and size, it's easy for everyone in the family to communicate plans or keep on top of shopping lists. Wall painted in Resene Off The Grid with border in Resene Contour and Resene Invincible, floor finished in Resene Colorwood Breathe Easy, cabinets in Resene Off The Grid with handles in Resene Invincible, benchtop, cup and saucer in Resene White Noise, chalkboard in Resene FX Blackboard Paint, shelf and chopping board in Resene Off The Grid, pendant lamp in Resene Invincible and plant pot in Resene Contour. Table and chair from Jardin, tea towel from Bed Bath N' Table.



Above: Make a customised corkboard in whatever shape or size you want with adhesive cork tiles. Then, use Resene paint or wood stains to colour them and add designs that perfectly suit your space. Walls painted in Resene Pumice, floor finished in Resene Colorwood Bask and small corkboard in Resene Jaguar, Resene Just Right, Resene Contour, Resene Pumice and Resene Rice Cake. Desk from Danske Møbler, chair from Republic, rug from Baya, stationery from Father Rabbit, stackable boxes, stone vessel, lamp and stool from A&C Homestore.

Resene Rice Cake
 Resene Colorwood Bask
 Resene Just Right
 Resene Jaguar

Resene Wallpaper
Collection E307402



make a statement

Graphic wallpaper designs, both those with bold geometric shapes and those with nature motifs like flowers, leaves, trees, animals, insects, shells and feathers, are among the top wallcovering trends. When you have a large wall that you want to make a big splash with, wallpaper murals are especially effective at making an impact due to the scale of their designs. With thousands of wallpaper designs to choose from, the Resene Wallpaper Collection has something to suit every style, taste and space. Visit your local Resene ColorShop to browse the latest wallpaper releases or visit www.resene.com/wallpaper for a taste of the latest releases.

Resene Wallpaper
Collection A55702



Resene Wallpaper
Collection 688177





Resene Wallpaper
Collection
ONB102696234

Above: With its illustrative design of tog-clad swimmers, Resene Wallpaper Collection ONB102696234 is a cute choice for a powder room that's sure to make visitors smile.



-  Resene Alabaster
-  Resene Bone
-  Resene Waikawa Grey
-  Resene Biscay
-  Resene Blue Night

Left: Cut out designs from your wallpaper offcuts to creatively enhance other elements of your décor. Wall in Resene Alabaster, table in Resene Biscay, chair in Resene Waikawa Grey, vase in Resene Bone, wavy dish in Resene Alabaster and DIY placemats in Resene Blue Night with Resene Wallpaper Collection ONB102696234 swimmer cut-outs.

talking points

Among the most popular designs in the Resene Wallpaper Collection are 'conversational designs' – which are those that tend to become a topic of discussion among visitors. These cute and quirky designs that'll get everyone talking are perfect for bathrooms and powder rooms. Cut lengths and offcuts of these wallpapers can also be used to decorate furniture and other accessories around your home, from drawers to lampshades to placemats. Plus, these playful and colourful options will let you experiment with complementary Resene paint colours in other parts of the room.



Left: Expanding quarry operations to meet the global demand for marble and granite tile has had a significant impact on the planet. Reduce the use of those materials by using Resene paint to create a similar effect that can easily be changed later on down the road if you want to switch things up. Walls painted in Resene Alabaster with tile effect painted in Resene Double Stack, Resene Alabaster, Resene Eighth Stack, Resene Half Stack and Resene Half Baltic Sea, floor in Resene Double Stack, stool in Resene Eighth Stack, shelf in Resene Invincible, orchid pot in Resene Half Stack and bathmat, faux coral and basket in Resene Alabaster. Bathtub and freestanding mixer from Plumline, towels from Father Rabbit.

- Resene Alabaster
- Resene Eighth Stack
- Resene Half Stack
- Resene Double Stack
- Resene Half Baltic Sea

Below: If you rent your home, it can feel tricky to make it feel like it reflects your personal style if you're unable to make 'permanent' changes. Creating a painted effect is a rental-friendly idea for getting the look of a handmade tiled fireplace without risking your deposit. Wall painted in Resene Triple Black White with stencilled tile design panel (in fireplace) in Resene Half Black White, floor finished in Resene Colorwood Breathe Easy, mantel, plant pot, tall vase, DIY artwork and books in Resene Eighth Black White, side table in Resene Triple Black White and sconces in Resene Black White. Sofa and coffee table from Soren Liv, chair from David Shaw, rug from Yuva Rugs, lamp, wooden candlestick and gold candleholder from A&C Homestore, cushions from Baya.

- Resene Eighth Black White
- Resene Triple Black White
- Resene Half Black White
- Resene Colorwood Breathe Easy

temporary tiles

Tiles can be a costly investment – particularly if they are in any way interesting or unique, produced with expensive materials like marble or are laboriously handmade. Creating the same effect using Resene products means you can change the look of your space in a weekend without it being a major financial commitment or having to wait for tiles to turn up. And it's far easier to change later on down the road when you're ready for something new, or if you rent your home and aren't allowed to make 'permanent' changes.






- Resene Black White



artwork alternatives







After you've chosen the perfect Resene paint colours for your walls, the perfect statement piece to create a focal point in your room might not be a traditional artwork. For oddly sized or shaped sections of wall that are missing a certain something, use Resene testpots to paint and upcycle interesting items from your local op shop. Or use wall-mounted planters painted to match or coordinate with your colour scheme and fill the area with vertical greenery.

Below: If surface space is at a minimum, mount smaller plant pots to your wall. This strategy is particularly helpful for 'odd walls' that are difficult to find the right shape and sized artwork for. Right wall, coffee table and shelves painted in Resene Soothe, left wall in Resene Spring Wood, floor in Resene Colorwood Breathe Easy, and vases and plant pots in Resene Burnt Crimson, Resene Tom Thumb, Resene Raineer, Resene Palm Green and Resene Soothe. Sofa, rug and throw from Nood, plants from Florisdale Flowers.

- Resene Spring Wood 
- Resene Burnt Crimson 
- Resene Raineer 
- Resene Tom Thumb 
- Resene Palm Green 



Above: Get thrifting and reinvent op shop objects with Resene testpots to create a unique statement artwork in the perfect colour palette for your space. Upper wall and floor painted in Resene Tea, dado rail, tall vase and wooden bowl in Resene Colorwood English Walnut, tongue-and-groove panelling in Resene Triple Tea, table in Resene Napa, chairs and pendant lamp in Resene Oilskin and DIY wooden spoon artwork in Resene Napa, Resene Colorwood English Walnut, Resene Half Thorndon Cream, Resene Oilskin and Resene Triple Tea.

-  Resene Half Thorndon Cream
-  Resene Napa
-  Resene Tea
-  Resene Colorwood English Walnut
-  Resene Triple Tea
-  Resene Oilskin